



SPA Race Festival

Rundezeiten HMR - Qualifying 1

Pl.	Nr.	Name / Team name	Diff.	1	2	3	4	5	6	7	8	9	10	11
1	72	Mats Andersson		2:54.833	2:45.682	2:47.491	2:45.160	2:43.955	2:39.993	3:00.635				
2	1	Peter Hug	3.994	2:55.305	2:47.801	2:53.891	2:48.414	2:46.528	2:43.987	3:06.770				
3	78	Frank Grooz	4.423	3:02.822	2:56.574	2:44.416	2:46.086							
4	104	Bruno Huber	5.188	2:53.171	2:48.169	2:55.190	2:54.182	2:48.390	2:46.755	2:45.181	2:47.043			
5	99	Bob Sellix	6.054	3:05.736	2:54.566	2:47.964	2:46.700	2:50.569	2:48.501	2:46.047				
6	42	Kees v.d. Wouden Jr.	6.650	2:52.878	2:57.488	2:50.108	2:54.003	2:52.617	2:53.437	2:46.643				
7	54	Peter Richards	6.764	2:55.747	2:48.353	2:50.401	2:52.997	2:50.849	2:50.224	2:46.757				
8	224	Steve Gardiner	7.273	2:54.051	2:58.994	2:54.607	2:49.982	2:49.120	2:47.266	2:51.389	2:47.482			
9	67	Keith Norris	7.284	2:57.186	2:49.164	2:49.459	2:48.234	2:47.277	2:56.745	3:02.499				
10	225	Antony Raine	7.323	2:54.808	2:50.114	2:52.151	2:50.559	2:50.554	2:48.321	2:47.316	2:51.524			
11	48	Hans Meskes	8.369	3:07.976	2:54.575	2:54.469	2:51.170	2:52.890	2:51.091	2:48.362				
12	288	Harald Schmeier	8.397	3:14.036	2:58.838	2:50.251	2:50.842	2:48.390	2:49.017	2:48.805				
13	63	Hugo Willmars	9.065	3:06.276	2:59.282	2:50.709	2:49.058	3:01.447						
14	43	Jan Langdon	9.289	2:57.446	2:55.626	2:59.925	2:59.035	2:51.944	2:49.282	2:51.191				
15	260	Nigel Grant	9.943	2:57.542	2:59.098	2:53.989	2:53.420	2:53.176	2:51.108	2:49.936	2:50.468			
16	275	Colin Wright	10.242	3:03.294	2:55.963	2:58.600	2:54.708	2:55.482	2:51.052	2:50.235				
17	227	Jonny Dimsdale	10.739	3:05.794	3:03.534	3:01.922	2:53.634	2:52.429	2:50.768	2:50.732				
18	113	Günther Becker	11.289	2:57.173	3:01.080	2:59.453	2:51.282	3:04.594	5:00.910					
19	27	Eef de Jong	11.543	2:55.607	2:54.492	2:57.307	2:51.536	2:54.004	3:18.147					
20	138	Peter Prause	11.813	3:04.094	3:03.386	3:02.849	2:55.860	2:56.601	2:54.735	2:51.806				
21	124	Stefan Krämer	11.874	3:13.027	3:04.242	2:57.327	2:56.230	2:53.936	2:51.867					
22	128	James Hagen	13.442	2:53.923	2:54.845	2:54.718	2:53.435	2:55.361	3:10.710					
23	211	Stuart Boyer	13.580	3:05.184	2:55.477	2:56.271	2:54.707	2:55.257	2:59.492	2:53.573				
24	271	Derek Watling	13.670	3:09.547	3:00.837	3:00.163	2:58.909	2:55.207	2:56.898	2:53.663				
25	22	Roel Mulder	13.861	2:57.171	2:54.867	2:57.038	2:55.871	2:56.323	2:56.955	2:53.854				
26	270	John Wilson	14.073	2:59.887	3:02.524	3:03.273	2:57.081	2:56.604	2:55.875	2:54.066				
27	28	Jan Steenhart	14.727	2:58.248	3:04.262	3:04.074	3:02.235	2:56.853	2:58.988	2:54.720				
28	74	Ralph Ledamun	14.747	3:00.412	3:07.826	3:01.226	2:54.740	2:59.603	3:39.468					
29	272	John Taylor	14.992	3:19.028	3:05.617	2:59.699	2:58.804	2:55.966	2:59.283	2:54.985				
30	38	Esper van Heesewijk	15.218	2:56.941	2:55.211	3:14.742								
31	88	Rolf Johansson	16.095	3:12.556	3:08.510	3:00.334	2:57.132	2:57.987	2:56.088	2:59.078				
32	52	Gerard van Dam	16.810	3:11.903	3:03.029	3:02.125	3:00.832	2:56.803	3:00.122	3:46.865				
33	132	Lothar Peters	16.989	3:14.343	3:00.803	2:58.571	2:58.452	2:56.982	2:58.529	3:15.422				
34	155	Ulrich Schloz	16.996	3:08.257	3:06.852	3:02.232	3:01.371	2:56.989	2:59.083	2:57.136				
35	157	Markus Hahne	17.355	3:13.498	3:05.133	2:59.760	2:58.789	2:57.348	3:10.344					
36	25	Jean-Marie Schilling	17.448	3:36.410	3:08.087	3:02.107	2:59.023	2:59.276	2:59.246	2:57.441				
37	55	Dietrich Helbing	17.641	3:12.249	3:09.359	3:01.691	3:00.219	2:59.817	2:59.206	2:57.634				
38	135	Peter Ma Gill	17.951	3:12.432	3:05.459	3:00.359	2:59.979	2:59.936	3:00.807	2:57.944				
39	40	Carly Meskes	18.433	3:29.097	3:10.948	3:07.584	3:03.384	3:04.379	3:05.010	2:58.426				
40	251	Stuart Olley	18.480	3:13.080	3:13.154	3:05.307	3:00.642	2:59.768	2:59.292	2:58.473				
41	153	Thilo Figaj	19.363	3:11.295	3:03.661	3:02.998	3:04.125	3:03.461	2:59.356	3:00.281				
42	46	John Bowles	19.688	3:15.765	3:06.541	3:01.844	3:01.366	2:59.681	3:02.014	3:00.122				
43	58	Marc Winsemius	19.763	3:35.128	5:55.111	3:09.230	3:05.797	2:59.756	3:05.621					
44	30	John Stapleton	19.871	3:08.789	3:01.915	3:00.215	2:59.864	2:59.918	3:00.576	3:00.161				
45	29	Peter Sikström	20.259	3:16.985	3:09.492	3:02.421	3:00.749	3:01.697	3:01.132	3:00.252				
46	131	Axel Pilz	21.145	3:01.150	3:08.330	3:01.474	3:01.138	3:03.584	3:34.610					
47	31	Lars Klintberg	21.520	3:19.498	3:12.672	3:09.911	3:06.610	3:04.773	3:01.513					



SPA Race Festival

Rundezeiten HMR - Qualifying 1

Pl.	Nr.	Name / Team name	Diff.	1	2	3	4	5	6	7	8	9	10	11
48	162	Dirk Hochholt	22.871	3:27.010	3:15.347	3:02.864	3:12.478							
49	59	Martyn Donn	22.980	3:15.770	3:07.308	3:03.201	3:02.973							
50	244	John de Ritter	27.622	9:47.415	3:20.669	3:18.679	3:13.454	3:07.615						
51	47	Jon Randall	30.457	3:18.398	3:15.521	3:11.072	3:10.450	3:20.224						
52	37	Johan Baeten	31.188	3:25.584	3:16.303	3:11.181	3:14.923	3:11.435						
53	32	Perti Kiiveri	32.674	3:22.320	3:26.314	3:20.560	3:17.144	3:15.434	3:12.667					
54	26	Bert de Winter	33.721	3:21.078	3:23.264	3:17.658	3:13.714	3:14.926	3:14.583					
55	284	Hilmar Schradrack	33.901	3:28.239	3:19.498	3:15.736	3:14.756	3:13.978	3:13.894					
56	35	Ulrich Kuhn	36.237	3:35.628	3:34.795	3:27.850	3:19.533	3:18.528	3:16.230					
57	133	Klaus Bergs	37.732	3:32.631	3:40.502	3:21.578	3:24.443	3:25.541	3:17.725					
58	36	Povl Barfod	39.043	3:20.148	3:19.036									
59	56	Ferry Plugge	44.254	3:33.745	3:30.513	3:28.606	3:29.028	3:30.048	3:24.247					
60	137	Jürgen Braun	44.681	3:41.568	3:36.110	3:30.076	3:29.006	3:31.247	3:24.674					
61	6	Alf Andersson	46.094	3:29.482	3:33.615	3:26.892	3:28.975	3:26.087	3:28.284					
62	19	Juke Puurunen	48.213	3:46.765	3:38.203	3:34.455	3:29.209	3:28.206	3:31.189					
63	12	Erle Minhinnick	48.800	3:47.119	3:38.894	3:31.887	3:29.082	3:32.538	3:28.793					
64	112	Jürgen Meyer	51.062	3:57.808	3:45.853	3:31.945	3:32.170	3:31.055	3:52.749					
65	4	Frans Parfant	53.675	3:52.334	3:42.717	3:33.668	3:37.512	3:37.990	3:35.877					
66	164	Thomas Grassinger												



**SPA Race Festival
Youngtimer e.V.**

**28. - 01. Jun 2009
SPA 7.003 Km**

HMR - Qualifying 1

Klasse = A

Pl.	Nr.	Name / Bewerber	Fahrzeug	Rnd.	Schnellste	Km/h	In	Diff.
1	6	Alf Andersson	RPB F. Vee 1 carb. Kungsör	6	3:26.087	122.33	5	
2	19	Juke Puurunen	Veemax MK IVB. F. Vee Vantaa	6	3:28.206	121.08	5	2.119
3	12	Erle Minhinnick	Apal F. Vee 1 carb. Reading	6	3:28.793	120.74	6	2.706
4	4	Frans Parfant	Apal F. Vee 1 carb. Heerlen	6	3:33.668	117.99	3	7.581

Klasse = B

Pl.	Nr.	Name / Bewerber	Fahrzeug	Rnd.	Schnellste	Km/h	In	Diff.
1	27	Eef de Jong	Van Diemen RF80 FF1600 Maarheeze	6	2:51.536	146.97	4	
2	124	Stefan Krämer	Van Diemen VD79 FF1600 Frankfurt	6	2:51.867	146.68	6	0.331
3	128	James Hagen		6	2:53.435	145.36	4	1.899
4	22	Roel Mulder	PRS RH02 FF1600 Hilversum	7	2:53.854	145.01	7	2.318
5	28	Jan Steenhardt	PRS RH02 FF1600 Berkhout	7	2:54.720	144.29	7	3.184
6	38	Esper van Heesewijk	Crosslé 32F FF1600 Helvoirt	3	2:55.211	143.88	2	3.675
7	155	Ulrich Schloz	Merlyn MK20 FF1600 Wachwill	7	2:56.989	142.44	5	5.453
8	157	Markus Hahne	Van Diemen RF84 FF1600 Hattingen	6	2:57.348	142.15	5	5.812
9	25	Jean-Marie Schilling	Lotus 69 FF1600 Sandweiler	7	2:57.441	142.07	7	5.905
10	135	Peter Ma Gill		7	2:57.944	141.67	7	6.408
11	153	Thilo Figaj	Elden MK10 FF1600 Lorsch	7	2:59.356	140.56	6	7.820
12	30	John Stapleton	Hawke F. Vee 2 carb. Crayford	7	2:59.864	140.16	4	8.328
13	29	Peter Sikström	Van Diemen FF1600 Fristad	7	3:00.252	139.86	7	8.716
14	31	Lars Klintberg	Van Diemen RF77 FF1600 Stockholm	6	3:01.513	138.89	6	9.977
15	162	Dirk Hochholt	Lola T644 FF1600 Köln	4	3:02.864	137.86	3	11.328
16	37	Johan Baeten	Royale RP24 FF1600 Zonhoven	5	3:11.181	131.86	3	19.645
17	32	Pertti Kiiveri	Kvantti MK1 FF1600 Espoo	6	3:12.667	130.85	6	21.131
18	26	Bert de Winter	Van Diemen RF76 FF1600 Vlissingen	6	3:13.714	130.14	4	22.178

Schnellste Runde : 2:39.993 in Runde 6 durch nr. 72 : Mats Andersson (Ralt RT3 F3)

Aushangzeit

Zeitnahme durch : SDO SportTiming

Ergebnisse und Rundenzeiten : www.raceresults.nu

Rennleiter		Zeitmessung	
Hans Schnock	Ausdruckzeit : 10:03:02	Bernd Jung SDO-SportTiming	
Seite 1 von 3	Die Ergebnisse sind vorläufig, vorbehaltlich der technischen Nachuntersuchung		



**SPA Race Festival
Youngtimer e.V.**

**28. - 01. Jun 2009
SPA 7.003 Km**

HMR - Qualifying 1

19	35	Ulrich Kuhn	Van Diemen VD80 FF1600 Drensteinfurt	6	3:16.230	128.47	6	24.694
20	36	Povl Barfod	Titan MK5/6 FF1600 Charlottenlund	2	3:19.036	126.66	2	27.500
21	164	Thomas Grassinger	Lola T640E FF1600 München	0			0	

Klasse = C

Pl.	Nr.	Name / Bewerber	Fahrzeug	Rnd.	Schnellste	Km/h	In	Diff.
1	42	Kees v.d. Wouden Jr.	Royale RP30 FF2000 Vught	7	2:46.643	151.28	7	
2	54	Peter Richards	Delta T79 FF2000 Wootton	7	2:46.757	151.18	7	0.114
3	224	Steve Gardiner	Reynard SF80 FF2000 Harborough	8	2:47.266	150.72	6	0.623
4	225	Antony Raine	Merlyn MK28 FF2000 Dorset	8	2:47.316	150.67	7	0.673
5	48	Hans Meskes	Van Diemen RF78 FF2000 Voorburg	7	2:48.362	149.74	7	1.719
6	43	Jan Langdon	Reynard SF78 FF2000 Bracknell	7	2:49.282	148.92	6	2.639
7	260	Nigel Grant	Delta T78 FF2000 Bolton	8	2:49.936	148.35	7	3.293
8	275	Colin Wright	Reynard SF79 FF2000 Halesworth	7	2:50.235	148.09	7	3.592
9	227	Jonny Dimsdale	Van Diemen RF78 FF2000 Harrogate	7	2:50.732	147.66	7	4.089
10	113	Günther Becker	Reynard SF86 FF2000 Neustadt	6	2:51.282	147.18	4	4.639
11	211	Stuart Boyer	Reynard SF77 FF2000 Hook	7	2:53.573	145.24	7	6.930
12	271	Derek Watling	Reynard SF79 FF2000 Milton Keynes	7	2:53.663	145.17	7	7.020
13	270	John Wilson	Royale RP26 FF2000 Coleshill	7	2:54.066	144.83	7	7.423
14	272	John Taylor	Royale RP27 FF2000 Epsom	7	2:54.985	144.07	7	8.342
15	52	Gerard van Dam	Sparton SF78 FF2000 Klundert	7	2:56.803	142.59	5	10.160
16	55	Dietrich Helbing	Sparton SF79 FF2000 Roetgen	7	2:57.634	141.92	7	10.991
17	40	Carly Meskes	Dastle MK12 FF2000 Voorburg	7	2:58.426	141.29	7	11.783
18	251	Stuart Olley	Delta T79 FF2000 Ashstead	7	2:58.473	141.25	7	11.830
19	46	John Bowles	Royale RP9 SV Sevenoaks	7	2:59.681	140.30	5	13.038
20	58	Marc Winsemius	Lola T580 FF2000 Voorburg	6	2:59.756	140.25	5	13.113
21	59	Martyn Donn	Supernova SV73 Salford Priors	4	3:02.973	137.78	4	16.330

Schnellste Runde : 2:39.993 in Runde 6 durch nr. 72 : Mats Andersson (Ralt RT3 F3)

Aushangzeit

Zeitnahme durch : **SDO SportTiming**

Ergebnisse und Rundenzeiten : www.raceresults.nu

Rennleiter		Zeitmessung	
Hans Schnock	Ausdruckzeit : 10:03:02	Bernd Jung SDO-SportTiming	
Seite 2 von 3	Die Ergebnisse sind vorläufig, vorbehaltlich der technischen Nachuntersuchung		



**SPA Race Festival
Youngtimer e.V.**

**28. - 01. Jun 2009
SPA 7.003 Km**

HMR - Qualifying 1

22	244	John de Ritter	Delta T79 FF2000 Willborne	5	3:07.615	134.37	5	20.972
23	47	Jon Randall	Lola SV Brentwood	5	3:10.450	132.37	4	23.807
24	56	Ferry Plugge	Delta T79 FF2000 Den Haag	6	3:24.247	123.43	6	37.604

Klasse = D

Pl.	Nr.	Name / Bewerber	Fahrzeug	Rnd.	Schnellste	Km/h	In	Diff.
1	72	Mats Andersson	Ralt RT3 F3 Kungsör	7	2:39.993	157.57	6	
2	1	Peter Hug	Ralt RT1 F3 Ehrenkirchen	7	2:43.987	153.73	6	3.994
3	78	Frank Grooz	March SV79 Stolberg	4	2:44.416	153.33	3	4.423
4	104	Bruno Huber Jo Zeller Racing	Argo JM1 F3 Hünikon	8	2:45.181	152.62	7	5.188
5	99	Bob Sellix	Lyncar F. Atlantic Rotherfield	7	2:46.047	151.82	7	6.054
6	67	Keith Norris	Chevron B49 F. Atlantic Grantham	7	2:47.277	150.71	5	7.284
7	288	Harald Schmeyer	March 82SC Frankfurt	7	2:48.390	149.71	5	8.397
8	63	Hugo Willmars Dürener Motorsport Club e.V.	March 732 F2 Aken	5	2:49.058	149.12	4	9.065
9	138	Peter Prause	Ensign LN F3 Arnsberg	7	2:51.806	146.73	7	11.813
10	74	Ralph Ledamun	Ralt RT1 F. Atlantic Castillonnes	6	2:54.740	144.27	4	14.747
11	88	Rolf Johansson	GRD F. Atlantic Saltsjö Boo	7	2:56.088	143.17	6	16.095
12	132	Lothar Peters	Merlyn MK9 F3 Oberhausen	7	2:56.982	142.44	5	16.989
13	131	Axel Pilz	Cooper F1 Berlin	6	3:01.138	139.18	4	21.145
14	284	Hilmar Schradrack Adra GmbH	Tiga SC80 Düsseldorf	6	3:13.894	130.02	6	33.901
15	133	Klaus Bergs	Brabham BT28 F3 Korschenbroich	6	3:17.725	127.50	6	37.732
16	137	Jürgen Braun	Lenham F3 Blieskastel	6	3:24.674	123.17	6	44.681
17	112	Jürgen Meyer	Tiga SC Krefeld	6	3:31.055	119.45	5	51.062

Schnellste Runde : 2:39.993 in Runde 6 durch nr. 72 : Mats Andersson (Ralt RT3 F3)

Aushangzeit

Zeitnahme durch : **SDO SportTiming**

Ergebnisse und Rundenzeiten : www.raceresults.nu

Rennleiter		Zeitmessung	
Hans Schnock	Ausdruckzeit : 10:03:02	Bernd Jung SDO-SportTiming	
Seite 3 von 3	Die Ergebnisse sind vorläufig, vorbehaltlich der technischen Nachuntersuchung		



SPA Race Festival


Combiniertes Ergebnis von HMR - Qualifying 2

Division = A

Pl.	Nr.	Name	Fahrzeug	Qual-1	Qual-2	Schnellste	Diff.
1	6	Alf Andersson	RPB F. Vee 1 carb.	3:26.087	3:21.735	3:21.735	41.742
2	12	Erle Minhinnick	Apal F. Vee 1 carb.	3:28.793	3:28.042	3:28.042	48.049
3	19	Juke Puurunen	Veemax MK IVB. F. Vee	3:28.206	3:30.792	3:28.206	48.213
4	4	Frans Parfant	Apal F. Vee 1 carb.	3:33.668	3:32.045	3:32.045	52.052

Division = B

Pl.	Nr.	Name	Fahrzeug	Qual-1	Qual-2	Schnellste	Diff.
1	27	Eef de Jong	Van Diemen RF80 FF1600	2:51.536	2:51.805	2:51.536	11.543
2	124	Stefan Krämer	Van Diemen VD79 FF1600	2:51.867	2:55.128	2:51.867	11.874
3	128	James Hagan		2:53.435	2:54.829	2:53.435	13.442
4	22	Roel Mulder	PRS RH02 FF1600	2:53.854	2:57.581	2:53.854	13.861
5	28	Jan Steenhardt	PRS RH02 FF1600	2:54.720	2:56.409	2:54.720	14.727
6	38	Esper van Heesewijk	Crosslé 32F FF1600	2:55.211		2:55.211	15.218
7	157	Markus Hahne	Van Diemen RF84 FF1600	2:57.348	2:56.009	2:56.009	16.016
8	155	Ulrich Schloz	Merlyn MK20 FF1600	2:56.989	2:57.943	2:56.989	16.996
9	25	Jean-Marie Schilling	Lotus 69 FF1600	2:57.441	3:00.825	2:57.441	17.448
10	135	Peter Ma Gill		2:57.944	2:58.671	2:57.944	17.951
11	29	Peter Sikström	Van Diemen FF1600	3:00.252	2:58.663	2:58.663	18.670
12	153	Thilo Figaj	Elden MK10 FF1600	2:59.356	3:00.406	2:59.356	19.363
13	30	John Stapleton	Hawke F. Vee 2 carb.	2:59.864	3:01.716	2:59.864	19.871
14	162	Dirk Hochholt	Lola T644 FF1600	3:02.864	3:00.611	3:00.611	20.618
15	31	Lars Klintberg	Van Diemen RF77 FF1600	3:01.513	3:03.941	3:01.513	21.520
16	164	Thomas Grassinger	Lola T640E FF1600		3:01.875	3:01.875	21.882
17	36	Povl Barfod	Titan MK5/6 FF1600	3:19.036	3:03.264	3:03.264	23.271
18	37	Johan Baeten	Royale RP24 FF1600	3:11.181	3:04.232	3:04.232	24.239
19	32	Pertti Kiiveri	Kvantti MK1 FF1600	3:12.667	3:07.039	3:07.039	27.046
20	26	Bert de Winter	Van Diemen RF76 FF1600	3:13.714	3:18.478	3:13.714	33.721
21	35	Ulrich Kuhn	Van Diemen VD80 FF1600	3:16.230	3:20.408	3:16.230	36.237

Zeitnahme durch : SDO SportTiming		Ergebnisse und Rundenzeiten : www.raceresults.nu		Aushangzeit
Rennleiter	Steward	Zeitmessung		
Hans Schnock		Bernd Jung		
Seite 1 von 2	Die Ergebnisse sind vorläufig, vorbehaltlich der technischen Nachuntersuchung			



SPA Race Festival

Combiniertes Ergebnis von HMR - Qualifying 2

Division = C

Pl.	Nr.	Name	Fahrzeug	Qual-1	Qual-2	Schnellste	Diff.
1	42	Kees v.d. Wouden Jr.	Royale RP30 FF2000	2:46.643	2:45.427	2:45.427	5.434
2	54	Peter Richards	Delta T79 FF2000	2:46.757	2:47.740	2:46.757	6.764
3	224	Steve Gardiner	Reynard SF80 FF2000	2:47.266	2:46.833	2:46.833	6.840
4	113	Günther Becker	Reynard SF86 FF2000	2:51.282	2:46.967	2:46.967	6.974
5	225	Antony Raine	Merlyn MK28 FF2000	2:47.316	2:48.127	2:47.316	7.323
6	48	Hans Meskes	Van Diemen RF78 FF2000	2:48.362	2:47.919	2:47.919	7.926
7	227	Jonny Dimsdale	Van Diemen RF78 FF2000	2:50.732	2:48.031	2:48.031	8.038
8	275	Colin Wright	Reynard SF79 FF2000	2:50.235	2:49.255	2:49.255	9.262
9	43	Jan Langdon	Reynard SF78 FF2000	2:49.282	2:51.836	2:49.282	9.289
10	270	John Wilson	Royale RP26 FF2000	2:54.066	2:49.380	2:49.380	9.387
11	260	Nigel Grant	Delta T78 FF2000	2:49.936	2:49.504	2:49.504	9.511
12	211	Stuart Boyer	Reynard SF77 FF2000	2:53.573	2:51.676	2:51.676	11.683
13	271	Derek Watling	Reynard SF79 FF2000	2:53.663	2:51.820	2:51.820	11.827
14	272	John Taylor	Royale RP27 FF2000	2:54.985	2:52.471	2:52.471	12.478
15	40	Carly Meskes	Dastle MK12 FF2000	2:58.426	2:55.410	2:55.410	15.417
16	52	Gerard van Dam	Sparton SF78 FF2000	2:56.803	2:59.225	2:56.803	16.810
17	55	Dietrich Helbing	Sparton SF79 FF2000	2:57.634	2:59.622	2:57.634	17.641
18	251	Stuart Olley	Delta T79 FF2000	2:58.473	2:57.764	2:57.764	17.771
19	59	Martyn Donn	Supernova SV73	3:02.973	2:58.428	2:58.428	18.435
20	46	John Bowles	Royale RP9 SV	2:59.681	3:02.903	2:59.681	19.688
21	58	Marc Winsemius	Lola T580 FF2000	2:59.756	3:00.380	2:59.756	19.763
22	244	John de Ritter	Delta T79 FF2000	3:07.615	3:06.107	3:06.107	26.114
23	47	Jon Randall	Lola SV	3:10.450	3:06.656	3:06.656	26.663
24	56	Ferry Plugge	Delta T79 FF2000	3:24.247	3:15.304	3:15.304	35.311

Division = D

Pl.	Nr.	Name	Fahrzeug	Qual-1	Qual-2	Schnellste	Diff.
1	72	Mats Andersson	Ralt RT3 F3	2:39.993	2:42.113	2:39.993	
2	1	Peter Hug	Ralt RT1 F3	2:43.987	2:41.025	2:41.025	1.032
3	156	Herman Unold	Lotus F2		2:43.601	2:43.601	3.608
4	104	Bruno Huber	Argo JM1 F3	2:45.181	2:43.963	2:43.963	3.970
5	78	Frank Grooz	March SV79	2:44.416		2:44.416	4.423
6	99	Bob Sellix	Lyncar F. Atlantic	2:46.047	2:49.174	2:46.047	6.054
7	67	Keith Norris	Chevron B49 F. Atlantic	2:47.277		2:47.277	7.284
8	63	Hugo Willmars	March 732 F2	2:49.058	2:47.584	2:47.584	7.591
9	288	Harald Schmeyer	March 82SC	2:48.390	2:52.134	2:48.390	8.397
10	138	Peter Prause	Ensign LN F3	2:51.806	2:53.553	2:51.806	11.813
11	74	Ralph Ledamun	Ralt RT1 F. Atlantic	2:54.740	2:52.639	2:52.639	12.646
12	88	Rolf Johansson	GRD F. Atlantic	2:56.088	2:54.665	2:54.665	14.672
13	132	Lothar Peters	Merlyn MK9 F3	2:56.982	2:58.146	2:56.982	16.989
14	131	Axel Pilz	Cooper F1	3:01.138		3:01.138	21.145
15	284	Hilmar Schradrack	Tiga SC80	3:13.894		3:13.894	33.901
16	133	Klaus Bergs	Brabham BT28 F3	3:17.725	3:18.630	3:17.725	37.732
17	137	Jürgen Braun	Lenham F3	3:24.674	3:26.677	3:24.674	44.681
18	112	Jürgen Meyer	Tiga SC	3:31.055	3:25.162	3:25.162	45.169

Zeitnahme durch : SDO SportTiming		Ergebnisse und Rundenzeiten : www.raceresults.nu		Aushangzeit
Rennleiter	Steward	Zeitmessung		
Hans Schnock		Bernd Jung		
Seite 2 von 2	Die Ergebnisse sind vorläufig, vorbehaltlich der technischen Nachuntersuchung			



SPA Race Festival

Combiniertes Ergebnis nach HMR - Qualifying 2

Pl.	Nr.	Name	Fahrzeug	Kls	PKI	Qual-1	Qual-2	Schnellste	Diff.
1	72	Mats Andersson	Ralt RT3 F3	D	1	2:39.993	2:42.113	2:39.993	
2	1	Peter Hug	Ralt RT1 F3	D	2	2:43.987	2:41.025	2:41.025	1.032
3	156	Herman Unold	Lotus F2	D	3		2:43.601	2:43.601	3.608
4	104	Bruno Huber	Argo JM1 F3	D	4	2:45.181	2:43.963	2:43.963	3.970
5	78	Frank Grooz	March SV79	D	5	2:44.416		2:44.416	4.423
6	42	Kees v.d. Wouden Jr.	Royale RP30 FF2000	C	1	2:46.643	2:45.427	2:45.427	5.434
7	99	Bob Sellix	Lyncar F. Atlantic	D	6	2:46.047	2:49.174	2:46.047	6.054
8	54	Peter Richards	Delta T79 FF2000	C	2	2:46.757	2:47.740	2:46.757	6.764
9	224	Steve Gardiner	Reynard SF80 FF2000	C	3	2:47.266	2:46.833	2:46.833	6.840
10	113	Günther Becker	Reynard SF86 FF2000	C	4	2:51.282	2:46.967	2:46.967	6.974
11	67	Keith Norris	Chevron B49 F. Atlantic	D	7	2:47.277		2:47.277	7.284
12	225	Antony Raine	Merlyn MK28 FF2000	C	5	2:47.316	2:48.127	2:47.316	7.323
13	63	Hugo Willmars	March 732 F2	D	8	2:49.058	2:47.584	2:47.584	7.591
14	48	Hans Meskes	Van Diemen RF78 FF2000	C	6	2:48.362	2:47.919	2:47.919	7.926
15	227	Jonny Dimsdale	Van Diemen RF78 FF2000	C	7	2:50.732	2:48.031	2:48.031	8.038
16	288	Harald Schmeyer	March 82SC	D	9	2:48.390	2:52.134	2:48.390	8.397
17	275	Colin Wright	Reynard SF79 FF2000	C	8	2:50.235	2:49.255	2:49.255	9.262
18	43	Jan Langdon	Reynard SF78 FF2000	C	9	2:49.282	2:51.836	2:49.282	9.289
19	270	John Wilson	Royale RP26 FF2000	C	10	2:54.066	2:49.380	2:49.380	9.387
20	260	Nigel Grant	Delta T78 FF2000	C	11	2:49.936	2:49.504	2:49.504	9.511
21	27	Eef de Jong	Van Diemen RF80 FF1600	B	1	2:51.536	2:51.805	2:51.536	11.543
22	211	Stuart Boyer	Reynard SF77 FF2000	C	12	2:53.573	2:51.676	2:51.676	11.683
23	138	Peter Prause	Ensign LN F3	D	10	2:51.806	2:53.553	2:51.806	11.813
24	271	Derek Watling	Reynard SF79 FF2000	C	13	2:53.663	2:51.820	2:51.820	11.827
25	124	Stefan Krämer	Van Diemen VD79 FF1600	B	2	2:51.867	2:55.128	2:51.867	11.874
26	272	John Taylor	Royale RP27 FF2000	C	14	2:54.985	2:52.471	2:52.471	12.478
27	74	Ralph Ledamun	Ralt RT1 F. Atlantic	D	11	2:54.740	2:52.639	2:52.639	12.646
28	128	James Hagan		B	3	2:53.435	2:54.829	2:53.435	13.442
29	22	Roel Mulder	PRS RH02 FF1600	B	4	2:53.854	2:57.581	2:53.854	13.861
30	88	Rolf Johansson	GRD F. Atlantic	D	12	2:56.088	2:54.665	2:54.665	14.672
31	28	Jan Steenhart	PRS RH02 FF1600	B	5	2:54.720	2:56.409	2:54.720	14.727
32	38	Esper van Heesewijk	Crosslé 32F FF1600	B	6	2:55.211		2:55.211	15.218
33	40	Carly Meskes	Dastle MK12 FF2000	C	15	2:58.426	2:55.410	2:55.410	15.417
34	157	Markus Hahne	Van Diemen RF84 FF1600	B	7	2:57.348	2:56.009	2:56.009	16.016
35	52	Gerard van Dam	Sparton SF78 FF2000	C	16	2:56.803	2:59.225	2:56.803	16.810
36	132	Lothar Peters	Merlyn MK9 F3	D	13	2:56.982	2:58.146	2:56.982	16.989
37	155	Ulrich Schloz	Merlyn MK20 FF1600	B	8	2:56.989	2:57.943	2:56.989	16.996
38	25	Jean-Marie Schilling	Lotus 69 FF1600	B	9	2:57.441	3:00.825	2:57.441	17.448
39	55	Dietrich Helbing	Sparton SF79 FF2000	C	17	2:57.634	2:59.622	2:57.634	17.641
40	251	Stuart Olley	Delta T79 FF2000	C	18	2:58.473	2:57.764	2:57.764	17.771
41	135	Peter Ma Gill		B	10	2:57.944	2:58.671	2:57.944	17.951
42	59	Martyn Donn	Supernova SV73	C	19	3:02.973	2:58.428	2:58.428	18.435


Zeitnahme durch : SDO SportTiming		Ergebnisse und Rundenzeiten : www.raceresults.nu		Aushangzeit
Rennleiter	Steward	Zeitmessung		
Hans Schnock		Bernd Jung		
Seite 1 von 2	Die Ergebnisse sind vorläufig, vorbehaltlich der technischen Nachuntersuchung			



SPA Race Festival

Combiniertes Ergebnis nach HMR - Qualifying 2

Pl.	Nr.	Name	Fahrzeug	Kls	PKI	Qual-1	Qual-2	Schnellste	Diff.
43	29	Peter Sikström	Van Diemen FF1600	B	11	3:00.252	2:58.663	2:58.663	18.670
44	153	Thilo Figaj	Elden MK10 FF1600	B	12	2:59.356	3:00.406	2:59.356	19.363
45	46	John Bowles	Royale RP9 SV	C	20	2:59.681	3:02.903	2:59.681	19.688
46	58	Marc Winsemius	Lola T580 FF2000	C	21	2:59.756	3:00.380	2:59.756	19.763
47	30	John Stapleton	Hawke F. Vee 2 carb.	B	13	2:59.864	3:01.716	2:59.864	19.871
48	162	Dirk Hochholt	Lola T644 FF1600	B	14	3:02.864	3:00.611	3:00.611	20.618
49	131	Axel Pilz	Cooper F1	D	14	3:01.138		3:01.138	21.145
50	31	Lars Klintberg	Van Diemen RF77 FF1600	B	15	3:01.513	3:03.941	3:01.513	21.520
51	164	Thomas Grassinger	Lola T640E FF1600	B	16		3:01.875	3:01.875	21.882
52	36	Povl Barfod	Titan MK5/6 FF1600	B	17	3:19.036	3:03.264	3:03.264	23.271
53	37	Johan Baeten	Royale RP24 FF1600	B	18	3:11.181	3:04.232	3:04.232	24.239
54	244	John de Ritter	Delta T79 FF2000	C	22	3:07.615	3:06.107	3:06.107	26.114
55	47	Jon Randall	Lola SV	C	23	3:10.450	3:06.656	3:06.656	26.663
56	32	Pertti Kiiveri	Kvantti MK1 FF1600	B	19	3:12.667	3:07.039	3:07.039	27.046
57	26	Bert de Winter	Van Diemen RF76 FF1600	B	20	3:13.714	3:18.478	3:13.714	33.721
58	284	Hilmar Schradrack	Tiga SC80	D	15	3:13.894		3:13.894	33.901
59	56	Ferry Plugge	Delta T79 FF2000	C	24	3:24.247	3:15.304	3:15.304	35.311
60	35	Ulrich Kuhn	Van Diemen VD80 FF1600	B	21	3:16.230	3:20.408	3:16.230	36.237
61	133	Klaus Bergs	Brabham BT28 F3	D	16	3:17.725	3:18.630	3:17.725	37.732
62	6	Alf Andersson	RPB F. Vee 1 carb.	A	1	3:26.087	3:21.735	3:21.735	41.742
63	137	Jürgen Braun	Lenham F3	D	17	3:24.674	3:26.677	3:24.674	44.681
64	112	Jürgen Meyer	Tiga SC	D	18	3:31.055	3:25.162	3:25.162	45.169
65	12	Erle Minhinnick	Apal F. Vee 1 carb.	A	2	3:28.793	3:28.042	3:28.042	48.049
66	19	Juke Puurunen	Veemax MK IVB. F. Vee	A	3	3:28.206	3:30.792	3:28.206	48.213
67	4	Frans Parfant	Apal F. Vee 1 carb.	A	4	3:33.668	3:32.045	3:32.045	52.052

Zeitnahme durch : SDO SportTiming		Ergebnisse und Rundenzeiten : www.raceresults.nu		Aushangzeit
Rennleiter	Steward	Zeitmessung		
Hans Schnock		Bernd Jung		
Seite 2 von 2	Die Ergebnisse sind vorläufig, vorbehaltlich der technischen Nachuntersuchung			



SPA Race Festival

Rundezeiten HMR - Race 1

Pl.	Nr.	Name / Team name	Diff.	1	2	3	4	5	6	7	8	9	10	11
1	156	Herman Unold	-- 8 laps --	2:50.524	3:00.004	3:02.972	5:16.711	4:36.517	2:49.490	2:46.967	2:45.433			
2	72	Mats Andersson	0.657	2:45.372	2:51.192	2:56.695	5:33.926	4:38.194	2:48.054	2:51.388	2:44.996			
3	63	Hugo Willmars	1.368	2:50.335	2:58.929	3:02.502	5:15.813	4:36.474	2:51.327	2:46.101	2:46.415			
4	104	Bruno Huber	2.667	2:51.030	2:57.451	2:58.147	5:21.065	4:37.459	2:51.301	2:49.135	2:45.638			
5	67	Keith Norris	3.653	2:56.578	2:54.985	2:55.177	5:20.485	4:36.817	2:51.895	2:48.922	2:45.861			
6	113	Günther Becker	8.471	2:50.352	3:02.893	3:02.562	5:17.319	4:35.090	2:49.945	2:49.272	2:48.606			
7	225	Antony Raine	10.235	2:53.917	3:01.194	2:59.245	5:17.453	4:35.431	2:51.567	2:49.884	2:48.617			
8	224	Steve Gardiner	13.991	2:52.903	2:58.420	3:02.723	5:16.595	4:36.591	2:50.360	2:54.148	2:49.675			
9	42	Kees v.d. Wouden Jr.	20.414	2:56.397	3:05.493	3:14.162	5:00.232	4:33.673	2:53.106	2:52.818	2:52.783			
10	288	Harald Schmeier	22.241	2:59.173	3:06.634	3:08.762	4:59.726	4:35.335	2:55.549	2:52.420	2:50.102			
11	275	Colin Wright	23.029	2:57.258	3:03.589	3:15.426	4:58.967	4:35.386	2:55.602	2:52.104	2:50.198			
12	48	Hans Meskes	29.053	2:58.053	3:08.072	3:11.851	4:59.094	4:35.771	2:55.150	2:55.857	2:51.749			
13	74	Ralph Ledamun	35.522	2:58.766	3:00.915	3:08.991	5:00.118	4:34.599	2:58.272	2:56.865	2:57.576			
14	270	John Wilson	39.623	2:56.805	3:06.657	3:12.029	4:59.744	4:35.675	2:58.070	2:58.533	2:55.559			
15	271	Derek Watling	40.493	2:58.910	3:01.697	3:12.927	4:58.443	4:37.056	2:59.652	2:56.982	2:54.430			
16	40	Carly Meskes	50.412	3:00.952	3:08.932	3:07.479	4:57.362	4:37.944	2:58.666	2:58.521	2:58.413			
17	124	Stefan Krämer	51.465	3:01.863	3:08.665	3:08.707	4:58.421	4:37.397	3:00.620	3:00.246	2:56.881			
18	272	John Taylor	52.210	2:59.925	3:04.580	3:09.868	4:58.011	4:37.370	3:02.920	3:00.762	2:57.747			
19	43	Jan Langdon	52.888	2:57.229	3:20.291	3:13.100	4:55.856	4:37.571	2:56.328	3:00.183	2:56.822			
20	128	James Hagan	55.606	3:00.242	3:10.423	3:09.308	4:56.861	4:37.579	2:59.585	3:02.216	2:58.101			
21	22	Roel Mulder	55.776	3:00.715	3:10.291	3:10.222	4:57.047	4:37.978	2:58.278	3:03.808	2:56.773			
22	88	Rolf Johansson	1:03.021	3:00.104	3:09.858	3:09.910	4:57.188	4:37.818	3:00.130	3:00.830	2:58.003			
23	78	Frank Grooz	1:03.120	2:51.023	3:00.856	3:02.567	5:16.123	4:36.589	2:50.820	2:47.189	2:46.330			
24	135	Peter Ma Gill	1:05.381	3:00.347	3:07.291	3:05.955	4:57.159	4:38.107	2:59.101	3:12.649	2:58.329			
25	38	Esper van Heesewijk	1:05.734	3:00.717	3:10.546	3:12.224	4:55.686	4:37.255	3:02.117	3:02.270	3:03.045			
26	132	Lothar Peters	1:05.777	3:00.246	3:05.680	3:07.436	4:58.787	4:37.828	3:01.291	3:08.010	3:02.987			
27	59	Martyn Donn	1:06.585	3:02.289	3:10.516	3:14.077	4:53.422	4:37.252	3:04.055	3:00.057	2:57.145			
28	164	Thomas Grassinger	1:06.613	3:06.833	3:08.127	3:04.751	4:55.184	4:37.951	3:03.379	2:59.342	2:59.177			
29	55	Dietrich Helbing	1:11.698	2:59.345	3:08.395	3:09.009	4:57.906	4:37.251	3:11.914	3:01.138	3:00.840			
30	211	Stuart Boyer	1:13.849	2:56.944	3:04.731	3:11.206	4:59.746	4:34.897	2:55.677	2:53.990	2:54.609			
31	162	Dirk Hochholt	1:19.832	3:04.082	3:23.849	3:06.929	4:51.919	4:38.143	3:02.512	3:02.736	3:00.113			
32	29	Peter Sikström	1:19.854	3:00.835	3:13.544	3:14.022	4:53.679	4:37.156	3:05.835	3:03.473	3:04.453			
33	46	John Bowles	1:20.394	3:03.907	3:15.040	3:13.428	4:53.251	4:36.742	3:04.567	3:02.212	3:02.986			
34	30	John Stapleton	1:24.512	3:03.806	3:12.055	3:09.837	4:56.843	4:37.259	3:06.819	3:04.936	3:02.966			
35	58	Marc Winsemius	1:24.793	3:09.078	3:10.038	3:13.278	4:52.757	4:37.296	3:01.223	2:59.110	3:12.651			
36	129	Hagan Jamsey	1:25.151	3:15.119	3:17.163	3:18.686	4:28.851	4:37.838	3:05.282	3:01.282	3:01.181			
37	244	John de Ritter	1:25.424	3:08.029	3:10.159	3:11.641	4:53.245	4:37.649	3:05.528	3:04.619	3:02.059			
38	31	Lars Klintberg	1:27.005	3:06.049	3:15.117	3:17.596	4:47.966	4:39.087	3:06.794	3:01.162	3:02.341			
39	153	Thilo Figaj	1:35.686	3:29.990	3:26.099	3:22.557	4:13.675	4:38.192	3:07.243	3:04.119	3:04.899			
40	251	Stuart Olley	1:36.458	3:02.066	3:17.833	3:17.504	4:52.646	4:38.727	3:09.046	3:06.530	3:05.303			
41	138	Peter Prause	1:39.399	3:00.035	3:12.403	3:06.801	4:57.103	4:36.568	3:01.624	3:03.023	2:58.703			
42	32	Pertti Kiiveri	1:44.264	3:22.307	3:28.194	3:23.077	4:13.974	4:38.492	3:09.306	3:06.789	3:07.343			
43	36	Povl Barfod	1:45.567	3:08.022	3:23.205	3:27.332	4:28.406	4:39.049	3:11.136	3:07.420	3:09.614			
44	284	Hilmar Schradrack	1:53.589	3:22.888	3:27.322	3:29.990	4:06.820	4:38.243	3:12.071	3:11.089	3:08.789			
45	155	Ulrich Schloz	1:57.301	3:00.552	3:17.383	3:05.792	4:55.678	4:38.271	3:05.407	3:03.857	3:00.709			
46	56	Ferry Plugge	2:20.644	3:38.336	3:36.858	3:52.449	3:50.766	4:08.656	3:20.118	3:18.794	3:16.505			
47	35	Ulrich Kuhn	2:24.558	3:25.478	3:27.421	3:34.244	4:00.410	4:38.206	3:17.992	3:23.102	3:20.599			



SPA Race Festival

Rundezeiten HMR - Race 1

Pl.	Nr.	Name / Team name	Diff.	1	2	3	4	5	6	7	8	9	10	11
48	37	Johan Baeten	2:26.005	3:38.210	3:42.236	3:52.460	3:53.331	4:06.735	3:20.332	3:18.215	3:20.558			
49	26	Bert de Winter	2:45.070	3:40.219	3:41.232	3:51.359	3:53.448	4:07.215	3:27.685	3:24.536	3:23.401			
50	137	Jürgen Braun	2:57.099	3:40.461	3:47.272	3:48.642	3:48.298	4:07.312	3:30.772	3:26.799	3:27.544			
51	6	Alf Andersson	3:01.020	3:39.614	3:39.305	3:51.376	3:54.064	4:07.689	3:33.655	3:28.319	3:27.551			
52	52	Gerard van Dam	-- 7 laps --	3:01.096	3:10.400	3:12.756	4:56.826	4:38.617	3:03.558	3:02.324				
53	4	Frans Parfant	2:23.800	3:46.626	3:57.658	4:03.190	3:59.073	3:51.138	3:47.175	3:45.281				
54	54	Peter Richards	3:11.782	2:55.614	4:07.749	7:44.916	4:38.249	3:03.543	3:00.216	2:58.526				
55	19	Juke Puurunen	-- 6 laps --	3:42.943	3:52.683	3:54.380	9:43.021	3:56.623	3:47.300					
56	12	Erle Minhinnick	-- 1 laps --	3:40.066										
57	157	Markus Hahne	-- 2 laps --	2:58.877	3:10.584									
58	28	Jan Steenhardt	-- 1 laps --	3:01.417										
59	25	Jean-Marie Schilling	1.475	2:59.149										
62	260	Nigel Grant	-- 5 laps --	2:54.498	3:03.293	3:12.957	4:59.423	4:34.637						
63	47	Jon Randall	-- 3 laps --	3:20.262	3:33.552	4:16.606								
64	227	Jonny Dimsdale	-- 1 laps --	2:57.311										
65	131	Axel Pilz	31.358	3:10.987										
66	133	Klaus Bergs												



SPA Race Festival
Youngtimer e.V.

28. - 01. Jun 2009
SPA 7.003 Km

HMR - Race 1

Klasse = A

Pl.	Nr.	Name / Bewerber	Fahrzeug	Diff.	Gesamtzeit		Schnellste		In
					h m sek	Km/h	h m sek	Km/h	
1	6	Alf Andersson	RPB F. Vee 1 carb. Kungsör	-- 8 laps --	30:10.897	111.37	3:27.551	121.46	8
2	4	Frans Parfant	Apal F. Vee 1 carb. Heerlen	-- 7 laps --	27:42.817	106.13	3:45.281	111.90	7
3	19	Juke Puurunen	Veemax MK IVB. F. Vee Vantaa	-- 6 laps --	29:27.168	85.59	3:42.943	113.08	1
NICHT GEWERTET Klassifikations Limit (75% von 8 Rnd.) = 6 Rnd.									
DNC	12	Erle Minhinnick	Apal F. Vee 1 carb. Reading	-- 1 laps --	4:10.636	100.58	3:40.066	114.56	1

Klasse = B

Pl.	Nr.	Name / Bewerber	Fahrzeug	Diff.	Gesamtzeit		Schnellste		In
					h m sek	Km/h	h m sek	Km/h	
1	124	Stefan Krämer	Van Diemen VD79 FF1600 Frankfurt	-- 8 laps --	28:01.342	119.95	2:56.881	142.52	8
2	128	James Hagan		4.141	28:05.483	119.66	2:58.101	141.55	8
3	22	Roel Mulder	PRS RH02 FF1600 Hilversum	4.311	28:05.653	119.64	2:56.773	142.61	8
4	135	Peter Ma Gill		13.916	28:15.258	118.97	2:58.329	141.37	8
5	38	Esper van Heesewijk	Crosslé 32F FF1600 Helvoirt	14.269	28:15.611	118.94	3:00.717	139.50	1
6	164	Thomas Grassinger	Lola T640E FF1600 München	15.148	28:16.490	118.88	2:59.177	140.70	8
7	162	Dirk Hochholt	Lola T644 FF1600 Köln	28.367	28:29.709	117.96	3:00.113	139.97	8
8	29	Peter Sikström	Van Diemen FF1600 Fristad	28.389	28:29.731	117.96	3:00.835	139.41	1
9	30	John Stapleton	Hawke F. Vee 2 carb. Crayford	33.047	28:34.389	117.64	3:02.966	137.78	8
10	129	Hagan Jamsey	Crossle 32 Ballydare	33.686	28:35.028	117.59	3:01.181	139.14	8
11	31	Lars Klintberg	Van Diemen RF77 FF1600 Stockholm	35.540	28:36.882	117.47	3:01.162	139.16	7
12	153	Thilo Figaj	Elden MK10 FF1600 Lorsch	44.221	28:45.563	116.88	3:04.119	136.92	7
13	32	Pertti Kiiveri	Kvantti MK1 FF1600 Espoo	52.799	28:54.141	116.30	3:06.789	134.96	7
14	36	Povi Barfod	Titan MK5/6 FF1600 Charlottenlund	54.102	28:55.444	116.21	3:07.420	134.51	7
15	155	Ulrich Schloz	Merlyn MK20 FF1600 Wachwill	1:05.836	29:07.178	115.43	3:00.552	139.63	1
16	35	Ulrich Kuhn	Van Diemen VD80 FF1600 Drensteinfurt	1:33.093	29:34.435	113.66	3:17.992	127.33	6
17	37	Johan Baeten	Royale RP24 FF1600 Zonhoven	1:34.540	29:35.882	113.56	3:18.215	127.18	7

Schnellste Runde : 2:44.996 in Runde 8 durch nr. 72 : Mats Andersson (Ralt RT3 F3)

Aushangzeit

Zeitnahme durch : SDO SportTiming

Ergebnisse und Rundenzeiten : www.raceresults.nu

Rennleiter		Zeitmessung	
Hans Schnock	Ausdruckzeit : 12:23:15	Bernd Jung SDO-SportTiming	
Seite 1 von 3	Die Ergebnisse sind vorläufig, vorbehaltlich der technischen Nachuntersuchung		



**SPA Race Festival
Youngtimer e.V.**

**28. - 01. Jun 2009
SPA 7.003 Km**

HMR - Race 1

18	26	Bert de Winter	Van Diemen RF76 FF1600 Vlissingen	1:53.605	29:54.947	112.36	3:23.401	123.94	8
NICHT GEWERTET Klassifikations Limit (75% von 8 Rnd.) = 6 Rnd.									
DNC	157	Markus Hahne	Van Diemen RF84 FF1600 Hattingen	-- 2 laps --	6:22.291	131.89	2:58.877	140.93	1
DNC	28	Jan Steenhart	PRS RH02 FF1600 Berkhout	-- 1 laps --	3:12.849	130.72	3:01.417	138.96	1
DNC	25	Jean-Marie Schilling	Lotus 69 FF1600 Sandweiler	1.475	3:14.324	129.73	2:59.149	140.72	1

Klasse = C

Pl.	Nr.	Name / Bewerber	Fahrzeug	Diff.	Gesamtzeit		Schnellste		In
					h m sek	Km/h	h m sek	Km/h	
1	113	Günther Becker	Reynard SF86 FF2000 Neustadt	-- 8 laps --	27:18.348	123.10	2:48.606	149.52	8
2	225	Antony Raine	Merlyn MK28 FF2000 Dorset	1.764	27:20.112	122.97	2:48.617	149.51	8
3	224	Steve Gardiner	Reynard SF80 FF2000 Harborough	5.520	27:23.868	122.69	2:49.675	148.58	8
4	42	Kees v.d. Wouden Jr.	Royale RP30 FF2000 Vught	11.943	27:30.291	122.21	2:52.783	145.91	8
5	275	Colin Wright	Reynard SF79 FF2000 Halesworth	14.558	27:32.906	122.01	2:50.198	148.12	8
6	48	Hans Meskes	Van Diemen RF78 FF2000 Voorburg	20.582	27:38.930	121.57	2:51.749	146.78	8
7	270	John Wilson	Royale RP26 FF2000 Coleshill	31.152	27:49.500	120.80	2:55.559	143.60	8
8	271	Derek Watling	Reynard SF79 FF2000 Milton Keynes	32.022	27:50.370	120.74	2:54.430	144.53	8
9	40	Carly Meskes	Dastle MK12 FF2000 Voorburg	41.941	28:00.289	120.03	2:58.413	141.30	8
10	272	John Taylor	Royale RP27 FF2000 Epsom	43.739	28:02.087	119.90	2:57.747	141.83	8
11	43	Jan Langdon	Reynard SF78 FF2000 Bracknell	44.417	28:02.765	119.85	2:56.328	142.97	6
12	59	Martyn Donn	Supernova SV73 Salford Priors	58.114	28:16.462	118.88	2:57.145	142.31	8
13	55	Dietrich Helbing	Sparton SF79 FF2000 Roetgen	1:03.227	28:21.575	118.52	2:59.345	140.57	1
14	211	Stuart Boyer	Reynard SF77 FF2000 Hook	1:05.378	28:23.726	118.37	2:53.990	144.89	7
15	46	John Bowles	Royale RP9 SV Sevenoaks	1:11.923	28:30.271	117.92	3:02.212	138.35	7
16	58	Marc Winsemius	Lola T580 FF2000 Voorburg	1:16.322	28:34.670	117.62	2:59.110	140.75	7
17	244	John de Ritter	Delta T79 FF2000 Willborne	1:16.953	28:35.301	117.58	3:02.059	138.47	8
18	251	Stuart Olley	Delta T79 FF2000 Ashtead	1:27.987	28:46.335	116.82	3:02.066	138.47	1
19	56	Ferry Plugge	Delta T79 FF2000 Den Haag	2:12.173	29:30.521	113.91	3:16.505	128.29	8

Schnellste Runde : 2:44.996 in Runde 8 durch nr. 72 : Mats Andersson (Ralt RT3 F3)

Aushangzeit

Zeitnahme durch : **SDO SportTiming**

Ergebnisse und Rundenzeiten : www.raceresults.nu

Rennleiter		Zeitmessung	
Hans Schnock	Ausdruckzeit : 12:23:15	Bernd Jung SDO-SportTiming	
Seite 2 von 3	Die Ergebnisse sind vorläufig, vorbehaltlich der technischen Nachuntersuchung		



**SPA Race Festival
Youngtimer e.V.**

**28. - 01. Jun 2009
SPA 7.003 Km**

HMR - Race 1

20	52	Gerard van Dam	Sparton SF78 FF2000 Klundert	-- 7 laps --	25:19.017	116.17	3:01.096	139.21	1
21	54	Peter Richards	Delta T79 FF2000 Wootton	3:11.782	28:30.799	103.15	2:55.614	143.55	1
NICHT GEWERTET Klassifikations Limit (75% von 8 Rnd.) = 6 Rnd.									
DNC	260	Nigel Grant	Delta T78 FF2000 Bolton	-- 5 laps --	18:50.921	111.46	2:54.498	144.47	1
DNC	47	Jon Randall	Lola SV Brentwood	-- 3 laps --	11:33.564	109.04	3:20.262	125.88	1
DNC	227	Jonny Dimsdale	Van Diemen RF78 FF2000 Harrogate	-- 1 laps --	3:00.855	139.39	2:57.311	142.18	1

Klasse = D


Pl.	Nr.	Name / Bewerber	Fahrzeug	Diff.	Gesamtzeit		Schnellste		In
					h m sek	Km/h	h m sek	Km/h	
1	156	Herman Unold	Lotus F2 Neuhofen	-- 8 laps --	27:09.877	123.74	2:45.433	152.39	8
2	72	Mats Andersson	Ralt RT3 F3 Kungsör	0.657	27:10.534	123.69	2:44.996	152.79	8
3	63	Hugo Willmars Dürener Motorsport Club e.V.	March 732 F2 Aken	1.368	27:11.245	123.63	2:46.101	151.77	7
4	104	Bruno Huber Jo Zeller Racing	Argo JM1 F3 Hünikon	2.667	27:12.544	123.54	2:45.638	152.20	8
5	67	Keith Norris	Chevron B49 F.Atlantic Grantham	3.653	27:13.530	123.46	2:45.861	151.99	8
6	288	Harald Schmeyer	March 82SC Frankfurt	22.241	27:32.118	122.07	2:50.102	148.20	8
7	74	Ralph Ledamun	Ralt RT1 F.Atlantic Castillonnes	35.522	27:45.399	121.10	2:56.865	142.54	7
8	88	Rolf Johansson	GRD F. Atlantic Saltsjö Boo	1:03.021	28:12.898	119.13	2:58.003	141.63	8
9	78	Frank Grooz	March SV79 Stolberg	1:03.120	28:12.997	119.12	2:46.330	151.57	8
10	132	Lothar Peters	Merlyn MK9 F3 Oberhausen	1:05.777	28:15.654	118.94	3:00.246	139.86	1
11	138	Peter Prause	Ensign LN F3 Arnsberg	1:39.399	28:49.276	116.63	2:58.703	141.07	8
12	284	Hilmar Schradrack Adra GmbH	Tiga SC80 Düsseldorf	1:53.589	29:03.466	115.68	3:08.789	133.53	8
13	137	Jürgen Braun	Lenham F3 Blieskastel	2:57.099	30:06.976	111.61	3:26.799	121.90	7
NICHT GEWERTET Klassifikations Limit (75% von 8 Rnd.) = 6 Rnd.									
DNC	131	Axel Pilz	Cooper F1 Berlin	-- 1 laps --	3:32.213	118.79	3:10.987	132.00	1
DNC	133	Klaus Bergs	Brabham BT28 F3 Korschenbroich						0

211, 138, 155 je + 45 sec Zeitstrafe # 78 + 60 Sec Zeitstrafe wg. Abkürzen mit Vorteil

Schnellste Runde : 2:44.996 in Runde 8 durch nr. 72 : Mats Andersson (Ralt RT3 F3)			Aushangzeit
Zeitnahme durch : SDO SportTiming		Ergebnisse und Rundenzeiten : www.raceresults.nu	
Rennleiter Hans Schnock	Zeitmessung Bernd Jung SDO-SportTiming	Druckzeit : 12:23:15	
Seite 3 von 3	Die Ergebnisse sind vorläufig, vorbehaltlich der technischen Nachuntersuchung		

SPA Race Festival
Startaufstellung HMR - Race 1
Startzeit 11:30

Pl.	St.Nr.	Name	Schnellste	Pl.	St.Nr.	Name	Schnellste	
71	158	Rudi Fernandes		Row 36	72	193	Roland Fischer	
69	114	Roland Wiltschegg		Row 35	70	117	Falk Künster	
67	4	Frans Parfant	3:32.045	Row 34	68	64	Dick van Amsterdam	
65	12	Erle Minhinnick	3:28.042	Row 33	66	19	Juke Puurunen	3:28.206
63	137	Jürgen Braun	3:24.674	Row 32	64	112	Jürgen Meyer	3:25.162
61	133	Klaus Bergs	3:17.725	Row 31	62	6	Alf Andersson	3:21.735
59	56	Ferry Plugge	3:15.304	Row 30	60	35	Ulrich Kuhn	3:16.230
57	26	Bert de Winter	3:13.714	Row 29	58	284	Hilmar Schradrack	3:13.894
55	47	Jon Randall	3:06.656	Row 28	56	32	Pertti Kiiveri	3:07.039
53	37	Johan Baeten	3:04.232	Row 27	54	244	John de Ritter	3:06.107
51	164	Thomas Grassinger	3:01.875	Row 26	52	36	Povl Barfod	3:03.264
49	131	Axel Pilz	3:01.138	Row 25	50	31	Lars Klintberg	3:01.513
47	30	John Stapleton	2:59.864	Row 24	48	162	Dirk Hochholt	3:00.611
45	46	John Bowles	2:59.681	Row 23	46	58	Marc Winsemius	2:59.756
43	29	Peter Sikström	2:58.663	Row 22	44	153	Thilo Figaj	2:59.356
41	135	Peter Ma Gill	2:57.944	Row 21	42	59	Martyn Donn	2:58.428
39	55	Dietrich Helbing	2:57.634	Row 20	40	251	Stuart Olley	2:57.764
37	155	Ulrich Schloz	2:56.989	Row 19	38	25	Jean-Marie Schilling	2:57.441
35	52	Gerard van Dam	2:56.803	Row 18	36	132	Lothar Peters	2:56.982
33	40	Carly Meskes	2:55.410	Row 17	34	157	Markus Hahne	2:56.009


Zeitnahme durch : SDO SportTiming		Ergebnisse und Rundenzeiten : www.raceresults.nu		Aushangzeit
Rennleiter	Hans Schnock	Ausdruckzeit : 17:58:05	Zeitmessung	
			Bernd Jung SDO-SportTiming	
Seite 1 von 2	Die Ergebnisse sind vorläufig, vorbehaltlich der technischen Nachuntersuchung			

SPA Race Festival
Startaufstellung HMR - Race 1
 Startzeit 11:30

Pl.	St.Nr.	Name	Schnellste	Pl.	St.Nr.	Name	Schnellste
31	28	Jan Steenhart	2:54.720	Row 16	38	Esper van Heesewijk	2:55.211
29	22	Roel Mulder	2:53.854	Row 15	88	Rolf Johansson	2:54.665
27	74	Ralph Ledamun	2:52.639	Row 14	128	James Hagan	2:53.435
25	124	Stefan Krämer	2:51.867	Row 13	272	John Taylor	2:52.471
23	138	Peter Prause	2:51.806	Row 12	271	Derek Watling	2:51.820
21	27	Eef de Jong	2:51.536	Row 11	211	Stuart Boyer	2:51.676
19	270	John Wilson	2:49.380	Row 10	260	Nigel Grant	2:49.504
17	275	Colin Wright	2:49.255	Row 9	43	Jan Langdon	2:49.282
15	227	Jonny Dimsdale	2:48.031	Row 8	288	Harald Schmeier	2:48.390
13	63	Hugo Willmars	2:47.584	Row 7	48	Hans Meskes	2:47.919
11	67	Keith Norris	2:47.277	Row 6	225	Antony Raine	2:47.316
9	224	Steve Gardiner	2:46.833	Row 5	113	Günther Becker	2:46.967
7	99	Bob Sellix	2:46.047	Row 4	54	Peter Richards	2:46.757
5	78	Frank Grooz	2:44.416	Row 3	42	Kees v.d. Wouden Jr.	2:45.427
3	156	Herman Unold	2:43.601	Row 2	104	Bruno Huber	2:43.963
1	72	Mats Andersson	2:39.993	Row 1	1	Peter Hug	2:41.025

Pole Rechts

----- **STARTLINIE** -----

Zeitnahme durch : SDO SportTiming		Ergebnisse und Rundenzeiten : www.raceresults.nu		Aushangzeit
Rennleiter	Hans Schnock	Ausdruckzeit : 17:58:05	Zeitmessung	
			Bernd Jung SDO-SportTiming	
Seite 2 von 2	Die Ergebnisse sind vorläufig, vorbehaltlich der technischen Nachuntersuchung			



**SPA Race Festival
Youngtimer e.V.**

**28. - 01. Jun 2009
SPA 7.003 Km**

HMR - Race 1

GESTARTET: 64 GEWERTET: 55 NICHT GEWERTET: 9

Pl.	Nr.	Kls	PKI	Name / Bewerber	Fahrzeug	Diff.	Gesamtzeit		Schnellste		In
							h m sek	Km/h	h m sek	Km/h	
1	156	D	1	Herman Unold	Lotus F2 Neuhofen	-- 8 laps --	27:09.877	123.74	2:45.433	152.39	8
2	72	D	2	Mats Andersson	Ralt RT3 F3 Kungsör	0.657	27:10.534	123.69	2:44.996	152.79	8
3	63	D	3	Hugo Willmars Dürener Motorsport Club e.V.	March 732 F2 Aken	1.368	27:11.245	123.63	2:46.101	151.77	7
4	104	D	4	Bruno Huber Jo Zeller Racing	Argo JM1 F3 Hünikon	2.667	27:12.544	123.54	2:45.638	152.20	8
5	67	D	5	Keith Norris	Chevron B49 F.Atlantic Grantham	3.653	27:13.530	123.46	2:45.861	151.99	8
6	113	C	1	Günther Becker	Reynard SF86 FF2000 Neustadt	8.471	27:18.348	123.10	2:48.606	149.52	8
7	225	C	2	Antony Raine	Merlyn MK28 FF2000 Dorset	10.235	27:20.112	122.97	2:48.617	149.51	8
8	224	C	3	Steve Gardiner	Reynard SF80 FF2000 Harborough	13.991	27:23.868	122.69	2:49.675	148.58	8
9	42	C	4	Kees v.d. Wouden Jr.	Royale RP30 FF2000 Vught	20.414	27:30.291	122.21	2:52.783	145.91	8
10	288	D	6	Harald Schmeyer	March 82SC Frankfurt	22.241	27:32.118	122.07	2:50.102	148.20	8
11	275	C	5	Colin Wright	Reynard SF79 FF2000 Halesworth	23.029	27:32.906	122.01	2:50.198	148.12	8
12	48	C	6	Hans Meskes	Van Diemen RF78 FF2000 Voorburg	29.053	27:38.930	121.57	2:51.749	146.78	8
13	74	D	7	Ralph Ledamun	Ralt RT1 F.Atlantic Castillonnes	35.522	27:45.399	121.10	2:56.865	142.54	7
14	270	C	7	John Wilson	Royale RP26 FF2000 Coleshill	39.623	27:49.500	120.80	2:55.559	143.60	8
15	271	C	8	Derek Watling	Reynard SF79 FF2000 Milton Keynes	40.493	27:50.370	120.74	2:54.430	144.53	8
16	40	C	9	Carly Meskes	Dastle MK12 FF2000 Voorburg	50.412	28:00.289	120.03	2:58.413	141.30	8
17	124	B	1	Stefan Krämer	Van Diemen VD79 FF1600 Frankfurt	51.465	28:01.342	119.95	2:56.881	142.52	8
18	272	C	10	John Taylor	Royale RP27 FF2000 Epsom	52.210	28:02.087	119.90	2:57.747	141.83	8
19	43	C	11	Jan Langdon	Reynard SF78 FF2000 Bracknell	52.888	28:02.765	119.85	2:56.328	142.97	6
20	128	B	2	James Hagan		55.606	28:05.483	119.66	2:58.101	141.55	8
21	22	B	3	Roel Mulder	PRS RH02 FF1600 Hilversum	55.776	28:05.653	119.64	2:56.773	142.61	8
22	88	D	8	Rolf Johansson	GRD F. Atlantic Saltsjö Boo	1:03.021	28:12.898	119.13	2:58.003	141.63	8
23	78	D	9	Frank Grooz	March SV79 Stolberg	1:03.120	28:12.997	119.12	2:46.330	151.57	8
24	135	B	4	Peter Ma Gill		1:05.381	28:15.258	118.97	2:58.329	141.37	8

Schnellste Runde : 2:44.996 in Runde 8 durch nr. 72 : Mats Andersson (Ralt RT3 F3)

Aushangzeit

Zeitnahme durch : SDO SportTiming

Ergebnisse und Rundenzeiten : www.raceresults.nu

Rennleiter		Zeitmessung	
Hans Schnock	Ausdruckzeit : 12:22:10	Bernd Jung SDO-SportTiming	
Seite 1 von 3	Die Ergebnisse sind vorläufig, vorbehaltlich der technischen Nachuntersuchung		



**SPA Race Festival
Youngtimer e.V.**

**28. - 01. Jun 2009
SPA 7.003 Km**

HMR - Race 1

GESTARTET: 64 GEWERTED: 55 NICHT GEWERTET: 9

Pl.	Nr.	Kls	PKI	Name / Bewerber	Fahrzeug	Diff.	Gesamtzeit		Schnellste		In
							h m sek	Km/h	h m sek	Km/h	
25	38	B	5	Esper van Heesewijk	Crosslé 32F FF1600 Helvoirt	1:05.734	28:15.611	118.94	3:00.717	139.50	1
26	132	D	10	Lothar Peters	Merlyn MK9 F3 Oberhausen	1:05.777	28:15.654	118.94	3:00.246	139.86	1
27	59	C	12	Martyn Donn	Supernova SV73 Salford Priors	1:06.585	28:16.462	118.88	2:57.145	142.31	8
28	164	B	6	Thomas Grassinger	Lola T640E FF1600 München	1:06.613	28:16.490	118.88	2:59.177	140.70	8
29	55	C	13	Dietrich Helbing	Sparton SF79 FF2000 Roetgen	1:11.698	28:21.575	118.52	2:59.345	140.57	1
30	211	C	14	Stuart Boyer	Reynard SF77 FF2000 Hook	1:13.849	28:23.726	118.37	2:53.990	144.89	7
31	162	B	7	Dirk Hochholt	Lola T644 FF1600 Köln	1:19.832	28:29.709	117.96	3:00.113	139.97	8
32	29	B	8	Peter Sikström	Van Diemen FF1600 Fristad	1:19.854	28:29.731	117.96	3:00.835	139.41	1
33	46	C	15	John Bowles	Royale RP9 SV Sevenoaks	1:20.394	28:30.271	117.92	3:02.212	138.35	7
34	30	B	9	John Stapleton	Hawke F. Vee 2 carb. Crayford	1:24.512	28:34.389	117.64	3:02.966	137.78	8
35	58	C	16	Marc Winsemius	Lola T580 FF2000 Voorburg	1:24.793	28:34.670	117.62	2:59.110	140.75	7
36	129	B	10	Hagan Jamsey	Crossle 32 Ballydare	1:25.151	28:35.028	117.59	3:01.181	139.14	8
37	244	C	17	John de Ritter	Delta T79 FF2000 Willborne	1:25.424	28:35.301	117.58	3:02.059	138.47	8
38	31	B	11	Lars Klintberg	Van Diemen RF77 FF1600 Stockholm	1:27.005	28:36.882	117.47	3:01.162	139.16	7
39	153	B	12	Thilo Figaj	Elden MK10 FF1600 Lorsch	1:35.686	28:45.563	116.88	3:04.119	136.92	7
40	251	C	18	Stuart Olley	Delta T79 FF2000 Ashtead	1:36.458	28:46.335	116.82	3:02.066	138.47	1
41	138	D	11	Peter Prause	Ensign LN F3 Arnsberg	1:39.399	28:49.276	116.63	2:58.703	141.07	8
42	32	B	13	Pertti Kiiveri	Kvantti MK1 FF1600 Espoo	1:44.264	28:54.141	116.30	3:06.789	134.96	7
43	36	B	14	Povl Barfod	Titan MK5/6 FF1600 Charlottenlund	1:45.567	28:55.444	116.21	3:07.420	134.51	7
44	284	D	12	Hilmar Schradrack Adra GmbH	Tiga SC80 Düsseldorf	1:53.589	29:03.466	115.68	3:08.789	133.53	8
45	155	B	15	Ulrich Schloz	Merlyn MK20 FF1600 Wachwill	1:57.301	29:07.178	115.43	3:00.552	139.63	1
46	56	C	19	Ferry Plugge	Delta T79 FF2000 Den Haag	2:20.644	29:30.521	113.91	3:16.505	128.29	8
47	35	B	16	Ulrich Kuhn	Van Diemen VD80 FF1600 Drensteinfurt	2:24.558	29:34.435	113.66	3:17.992	127.33	6

Schnellste Runde : 2:44.996 in Runde 8 durch nr. 72 : Mats Andersson (Ralt RT3 F3)

Aushangzeit

Zeitnahme durch : SDO SportTiming

Ergebnisse und Rundenzeiten : www.raceresults.nu

Rennleiter		Zeitmessung	
Hans Schnock	Druckzeit : 12:22:10	Bernd Jung SDO-SportTiming	
Seite 2 von 3	Die Ergebnisse sind vorläufig, vorbehaltlich der technischen Nachuntersuchung		



SPA Race Festival
Youngtimer e.V.

28. - 01. Jun 2009
SPA 7.003 Km

HMR - Race 1

GESTARTET: 64 GEWERTET: 55 NICHT GEWERTET: 9

Pl.	Nr.	Kls	PKI	Name / Bewerber	Fahrzeug	Diff.	Gesamtzeit		Schnellste		In
							h m sek	Km/h	h m sek	Km/h	
48	37	B	17	Johan Baeten	Royale RP24 FF1600 Zonhoven	2:26.005	29:35.882	113.56	3:18.215	127.18	7
49	26	B	18	Bert de Winter	Van Diemen RF76 FF1600 Vlissingen	2:45.070	29:54.947	112.36	3:23.401	123.94	8
50	137	D	13	Jürgen Braun	Lenham F3 Blieskastel	2:57.099	30:06.976	111.61	3:26.799	121.90	7
51	6	A	1	Alf Andersson	RPB F. Vee 1 carb. Kungsör	3:01.020	30:10.897	111.37	3:27.551	121.46	8
52	52	C	20	Gerard van Dam	Sparton SF78 FF2000 Klundert	-- 7 laps --	25:19.017	116.17	3:01.096	139.21	1
53	4	A	2	Frans Parfant	Apal F. Vee 1 carb. Heerlen	2:23.800	27:42.817	106.13	3:45.281	111.90	7
54	54	C	21	Peter Richards	Delta T79 FF2000 Wootton	3:11.782	28:30.799	103.15	2:55.614	143.55	1
55	19	A	3	Juke Puurunen	Veemax MK IVB. F. Vee Vantaa	-- 6 laps --	29:27.168	85.59	3:42.943	113.08	1
NICHT GEWERTET in Klasse A Klassifikations Limit (75% von 8 Rnd.) = 6 Rnd.											
DNC	12	A	4	Erle Minhinnick	Apal F. Vee 1 carb. Reading	-- 1 laps --	4:10.636	100.58	3:40.066	114.56	1
NICHT GEWERTET in Klasse B Klassifikations Limit (75% von 8 Rnd.) = 6 Rnd.											
DNC	157	B	19	Markus Hahne	Van Diemen RF84 FF1600 Hattingen	-- 2 laps --	6:22.291	131.89	2:58.877	140.93	1
DNC	28	B	20	Jan Steenhardt	PRS RH02 FF1600 Berkhout	-- 1 laps --	3:12.849	130.72	3:01.417	138.96	1
DNC	25	B	21	Jean-Marie Schilling	Lotus 69 FF1600 Sandweiler	1.475	3:14.324	129.73	2:59.149	140.72	1
NICHT GEWERTET in Klasse C Klassifikations Limit (75% von 8 Rnd.) = 6 Rnd.											
DNC	260	C	22	Nigel Grant	Delta T78 FF2000 Bolton	-- 5 laps --	18:50.921	111.46	2:54.498	144.47	1
DNC	47	C	23	Jon Randall	Lola SV Brentwood	-- 3 laps --	11:33.564	109.04	3:20.262	125.88	1
DNC	227	C	24	Jonny Dimsdale	Van Diemen RF78 FF2000 Harrogate	-- 1 laps --	3:00.855	139.39	2:57.311	142.18	1
NICHT GEWERTET in Klasse D Klassifikations Limit (75% von 8 Rnd.) = 6 Rnd.											
DNC	131	D	14	Axel Pilz	Cooper F1 Berlin	31.358	3:32.213	118.79	3:10.987	132.00	1
DNC	133	D	15	Klaus Bergs	Brabham BT28 F3 Korschenbroich						0

211, 138, 155 je + 45 sec Zeitstrafe # 78 + 60 Sec Zeitstrafe wg. Abkürzen mit Vorteil

Schnellste Runde : 2:44.996 in Runde 8 durch nr. 72 : Mats Andersson (Ralt RT3 F3)		Aushangzeit	
Zeitnahme durch : SDO SportTiming		Ergebnisse und Rundenzeiten : www.raceresults.nu	
Rennleiter		Zeitmessung	
Hans Schnock	Druckzeit : 12:22:10	Bernd Jung SDO-SportTiming	
Seite 3 von 3	Die Ergebnisse sind vorläufig, vorbehaltlich der technischen Nachuntersuchung		

SPA Race Festival

Rundezeiten HMR - Race 2

Pl.	Nr.	Name / Team name	Diff.	1	2	3	4	5	6	7	8	9	10	11
1	72	Mats Andersson	-- 8 laps --	2:47.321	2:42.631	5:33.838	4:26.329	2:43.461	2:45.989	2:46.982	2:42.861			
2	156	Herman Unold	1.536	2:49.888	2:45.137	5:30.355	4:25.302	2:43.940	2:47.753	2:45.585	2:43.270			
3	78	Frank Grooz	2.635	2:56.160	2:48.813	5:19.219	4:23.157	2:41.671	2:45.306	2:45.705	2:44.517			
4	104	Bruno Huber	6.298	2:50.195	2:44.475	5:30.614	4:24.997	2:43.999	2:46.039	2:46.036	2:48.513			
5	67	Keith Norris	6.670	2:57.180	2:46.968	5:23.304	4:23.612	2:44.213	2:45.765	2:46.630	2:47.456			
6	113	Günther Becker	20.459	2:49.390	2:47.082	5:29.869	4:12.033	2:57.257	2:48.405	2:52.691	2:51.961			
7	288	Harald Schmeier	21.765	2:53.955	2:50.816	5:22.910	4:23.958	2:48.296	2:49.455	2:51.051	2:48.665			
8	225	Antony Raine	22.637	2:53.266	2:51.599	5:23.480	4:23.319	2:48.370	2:49.273	2:51.698	2:50.074			
9	275	Colin Wright	23.108	2:55.138	2:53.685	5:19.574	4:23.334	2:47.980	2:49.474	2:51.149	2:49.587			
10	42	Kees v.d. Wouden Jr.	26.241	2:58.880	2:55.439	5:18.412	4:22.274	2:49.344	2:48.940	2:49.883	2:50.345			
11	48	Hans Meskes	26.617	2:53.585	2:52.524	5:21.508	4:23.621	2:49.105	2:49.565	2:51.989	2:51.321			
12	271	Derek Watling	30.337	2:57.091	2:58.260	5:15.989	4:22.566	2:50.883	2:49.416	2:51.426	2:50.124			
13	270	John Wilson	35.947	2:54.136	2:55.934	5:19.050	4:23.114	2:50.246	2:53.303	2:53.730	2:52.569			
14	74	Ralph Ledamun	37.038	2:57.141	2:53.934	5:19.069	4:23.399	2:54.289	2:51.453	2:53.834	2:50.419			
15	43	Jan Langdon	41.443	2:56.550	2:57.949	5:16.160	4:23.465	2:50.960	2:52.970	2:53.523	2:53.809			
16	88	Rolf Johansson	48.862	3:01.438	2:58.539	5:13.157	4:23.656	2:51.948	2:54.374	2:54.132	2:53.946			
17	54	Peter Richards	50.594	2:57.244	3:02.707	5:07.758	4:24.999	2:51.413	2:53.174	2:50.881	2:51.347			
18	260	Nigel Grant	50.611	2:57.438	3:01.380	5:07.773	4:24.991	2:50.967	2:49.705	2:53.544	2:53.105			
19	40	Carly Meskes	50.668	2:59.675	3:00.366	5:13.692	4:23.170	2:51.588	2:53.923	2:55.935	2:56.922			
20	211	Stuart Boyer	51.181	2:58.499	2:57.770	5:13.018	4:23.320	2:52.776	2:54.371	2:56.763	2:54.315			
21	124	Stefan Krämer	53.067	2:58.179	3:00.591	5:14.536	4:22.947	2:53.648	2:56.495	2:56.161	2:55.264			
22	272	John Taylor	53.271	3:06.116	3:00.408	5:09.217	4:24.806	2:52.495	2:53.795	2:55.988	2:54.317			
23	59	Martyn Donn	57.035	3:01.971	2:57.279	5:12.184	4:24.425	2:55.865	2:53.895	2:56.058	2:55.739			
24	227	Jonny Dimsdale	1:02.438	2:56.068	3:02.598	5:07.914	4:25.210	2:52.405	2:53.264	2:58.863	2:53.047			
25	22	Roel Mulder	1:08.363	3:03.752	3:02.727	5:09.246	4:24.630	2:55.026	2:59.114	3:00.525	2:56.511			
26	55	Dietrich Helbing	1:08.679	3:02.778	3:01.174	5:10.371	4:23.943	2:54.945	2:56.647	2:58.333	2:59.452			
27	157	Markus Hahne	1:10.664	2:59.399	3:02.914	5:12.332	4:24.055	2:53.410	2:52.718	2:57.651	2:54.531			
28	164	Thomas Grassinger	1:11.788	3:05.401	3:03.700	5:08.334	4:23.934	2:58.808	2:57.924	2:56.270	2:58.052			
29	38	Esper van Heesewijk	1:12.142	3:04.338	3:00.909	5:09.393	4:24.459	2:55.187	2:58.871	3:01.451	2:59.187			
30	58	Marc Winsemius	1:15.574	3:03.236	3:06.335	5:07.609	4:26.511	2:53.318	2:57.207	3:00.167	2:57.613			
31	131	Axel Pilz	1:24.727	3:04.569	3:09.390	5:04.342	4:25.110	2:56.620	2:54.256	2:57.292	2:58.995			
32	46	John Bowles	1:25.612	3:05.646	3:06.848	5:10.725	4:24.069	2:58.405	2:58.697	3:00.812	2:57.915			
33	29	Peter Sikström	1:26.145	3:04.167	3:04.827	5:07.489	4:25.128	2:58.734	2:58.339	3:00.822	3:05.462			
34	30	John Stapleton	1:38.379	3:04.340	3:07.014	5:09.887	4:23.772	3:02.557	3:01.540	3:02.962	3:03.140			
35	162	Dirk Hochholt	1:39.169	3:05.249	3:08.432	5:11.824	4:24.701	3:01.181	3:02.026	3:01.676	3:02.192			
36	52	Gerard van Dam	1:42.972	3:08.531	3:13.132	5:00.168	4:26.375	3:00.444	2:58.998	3:04.097	2:59.637			
37	155	Ulrich Schloz	1:43.545	3:04.362	3:08.503	5:10.150	4:23.836	2:59.909	3:05.066	3:05.082	2:59.360			
38	153	Thilo Figaj	1:44.617	3:07.083	3:14.301	5:03.921	4:25.027	3:00.218	3:02.297	3:06.780	2:59.465			
39	31	Lars Klintberg	1:45.263	3:04.095	3:08.005	5:12.557	4:24.517	3:01.544	3:03.548	3:05.781	3:01.062			
40	284	Hilmar Schradrack	1:51.159	3:07.563	3:13.415	5:04.109	4:24.884	3:04.145	3:04.286	3:05.128	3:01.127			
41	32	Pertti Kiiveri	2:17.271	3:10.153	3:13.347	5:03.056	4:25.732	3:10.902	3:12.463	3:09.726	3:05.469			
42	56	Ferry Plugge	2:34.092	3:19.474	3:52.216	4:15.516	4:27.192	3:14.895	3:13.377	3:13.279	3:09.990			
43	26	Bert de Winter	2:50.650	3:21.287	3:50.943	4:17.982	4:27.625	3:14.389	3:17.556	3:16.721	3:15.075			
44	37	Johan Baeten	2:53.269	3:19.342	3:52.092	4:18.016	4:26.604	3:17.814	3:18.093	3:18.704	3:13.378			
45	137	Jürgen Braun	3:15.021	3:26.834	3:44.279	4:17.904	4:27.403	3:24.291	3:22.836	3:20.828	3:19.538			
46	133	Klaus Bergs	3:16.113	3:25.008	3:45.584	4:17.294	4:27.446	3:21.082	3:22.725	3:20.577	3:19.961			
47	128	James Hagan	-- 7 laps --	2:57.513	2:58.596	5:15.694	4:22.510	2:53.026	2:58.339	2:56.459				

SPA Race Festival

Rundezeiten HMR - Race 2

Pl.	Nr.	Name / Team name	Diff.	1	2	3	4	5	6	7	8	9	10	11
48	129	Hagan Jamsey	17.242	3:01.493	3:03.706	5:08.318	4:23.897	2:58.411	2:57.396	2:58.870				
49	6	Alf Andersson	2:13.794	3:25.110	3:46.764	4:19.004	4:29.722	3:24.504	3:23.967	3:32.483				
50	12	Erle Minhinnick	2:17.814	3:27.957	3:44.542	4:17.689	4:27.880	3:25.876	3:28.493	3:28.355				
51	19	Juke Puurunen	2:21.260	3:28.210	3:44.817	4:17.533	4:27.648	3:26.115	3:28.409	3:31.345				
52	251	Stuart Olley	2:50.256	3:03.973	3:04.344	5:16.493	6:07.661	3:14.360	3:12.365	3:04.457				
53	4	Frans Parfant	2:54.439	3:38.740	3:42.816	4:12.927	4:27.191	3:35.806	3:38.713	3:43.326				
54	63	Hugo Willmars	-- 6 laps --	2:45.151	2:42.683	5:34.015	4:26.752	2:41.384	2:47.877					
55	135	Peter Ma Gill	39.378	3:02.532	2:58.154	5:12.292	4:24.372	2:56.076	2:56.699					
56	138	Peter Prause	2:09.043	3:00.509	3:01.256	5:08.832	4:23.813	2:53.083	2:55.100					
63	47	Jon Randall	-- 5 laps --	3:08.898	3:11.693	5:00.131	4:26.437	3:00.979						
64	244	John de Ritter	-- 2 laps --	3:07.242	4:07.564									
65	224	Steve Gardiner	-- 1 laps --	3:22.381										
66	132	Lothar Peters												

HMR - Race 2

Klasse = A

Pl.	Nr.	Name / Bewerber	Fahrzeug	Diff.	Gesamtzeit		Schnellste		In
					h m sek	Km/h	h m sek	Km/h	
1	6	Alf Andersson	RPB F. Vee 1 carb. Kungsör	-- 7 laps --	26:43.373	110.06	3:23.967	123.60	6
2	12	Erle Minhinnick	Apal F. Vee 1 carb. Reading	4.020	26:47.393	109.78	3:25.876	122.45	5
3	19	Juke Puurunen	Veemax MK IVB. F. Vee Vantaa	7.466	26:50.839	109.55	3:26.115	122.31	5
4	4	Frans Parfant	Apal F. Vee 1 carb. Heerlen	40.645	27:24.018	107.34	3:35.806	116.82	5

Klasse = B


Pl.	Nr.	Name / Bewerber	Fahrzeug	Diff.	Gesamtzeit		Schnellste		In
					h m sek	Km/h	h m sek	Km/h	
1	124	Stefan Krämer	Van Diemen VD79 FF1600 Frankfurt	-- 8 laps --	27:24.145	122.66	2:53.648	145.18	5
2	22	Roel Mulder	PRS RH02 FF1600 Hilversum	15.296	27:39.441	121.53	2:55.026	144.04	5
3	157	Markus Hahne	Van Diemen RF84 FF1600 Hattingen	17.597	27:41.742	121.37	2:52.718	145.96	6
4	164	Thomas Grassinger	Lola T640E FF1600 München	18.721	27:42.866	121.28	2:56.270	143.02	7
5	38	Esper van Heesewijk	Crosslé 32F FF1600 Helvoirt	19.075	27:43.220	121.26	2:55.187	143.90	5
6	29	Peter Sikström	Van Diemen FF1600 Fristad	33.078	27:57.223	120.25	2:58.339	141.36	6
7	30	John Stapleton	Hawke F. Vee 2 carb. Crayford	45.312	28:09.457	119.37	3:01.540	138.87	6
8	162	Dirk Hochholt	Lola T644 FF1600 Köln	46.102	28:10.247	119.32	3:01.181	139.14	5
9	155	Ulrich Schloz	Merlyn MK20 FF1600 Wachwill	50.478	28:14.623	119.01	2:59.360	140.55	8
10	153	Thilo Figaj	Elden MK10 FF1600 Lorsch	51.550	28:15.695	118.94	2:59.465	140.47	8
11	31	Lars Klintberg	Van Diemen RF77 FF1600 Stockholm	52.196	28:16.341	118.89	3:01.062	139.23	8
12	32	Pertti Kiiveri	Kvantti MK1 FF1600 Espoo	1:24.204	28:48.349	116.69	3:05.469	135.92	8
13	26	Bert de Winter	Van Diemen RF76 FF1600 Vlissingen	1:57.583	29:21.728	114.48	3:14.389	129.69	5
14	37	Johan Baeten	Royale RP24 FF1600 Zonhoven	2:00.202	29:24.347	114.31	3:13.378	130.37	8
15	128	James Hagan		-- 7 laps --	24:29.579	120.08	2:53.026	145.70	5
16	129	Hagan Jamsey	Crossle 32 Ballydare	17.242	24:46.821	118.69	2:57.396	142.11	6
17	135	Peter Ma Gill		-- 6 laps --	21:39.575	116.39	2:56.076	143.18	5

Schnellste Runde : 2:41.384 in Runde 5 durch nr. 63 : Hugo Willmars (March 732 F2)

Aushangzeit

Zeitnahme durch : SDO SportTiming

Ergebnisse und Rundenzeiten : www.raceresults.nu

Rennleiter		Zeitmessung	
Hans Schnock	Ausdruckzeit : 16:46:13	Bernd Jung SDO-SportTiming	
Seite 1 von 3	Die Ergebnisse sind vorläufig, vorbehaltlich der technischen Nachuntersuchung		

HMR - Race 2

Klasse = C


Pl.	Nr.	Name / Bewerber	Fahrzeug	Diff.	Gesamtzeit		Schnellste		In
					h m sek	Km/h	h m sek	Km/h	
1	113	Günther Becker	Reynard SF86 FF2000 Neustadt	-- 8 laps --	26:51.537	125.15	2:47.082	150.88	2
2	225	Antony Raine	Merlyn MK28 FF2000 Dorset	2.178	26:53.715	124.98	2:48.370	149.73	5
3	275	Colin Wright	Reynard SF79 FF2000 Halesworth	2.649	26:54.186	124.94	2:47.980	150.08	5
4	42	Kees v.d. Wouden Jr.	Royale RP30 FF2000 Vught	5.782	26:57.319	124.70	2:48.940	149.22	6
5	48	Hans Meskes	Van Diemen RF78 FF2000 Voorburg	6.158	26:57.695	124.67	2:49.105	149.08	5
6	271	Derek Watling	Reynard SF79 FF2000 Milton Keynes	9.878	27:01.415	124.38	2:49.416	148.81	6
7	270	John Wilson	Royale RP26 FF2000 Coleshill	15.488	27:07.025	123.96	2:50.246	148.08	5
8	43	Jan Langdon	Reynard SF78 FF2000 Bracknell	20.984	27:12.521	123.54	2:50.960	147.46	5
9	54	Peter Richards	Delta T79 FF2000 Wootton	30.135	27:21.672	122.85	2:50.881	147.53	7
10	260	Nigel Grant	Delta T78 FF2000 Bolton	30.152	27:21.689	122.85	2:49.705	148.55	6
11	40	Carly Meskes	Dastle MK12 FF2000 Voorburg	30.209	27:21.746	122.84	2:51.588	146.92	5
12	211	Stuart Boyer	Reynard SF77 FF2000 Hook	30.722	27:22.259	122.81	2:52.776	145.91	5
13	272	John Taylor	Royale RP27 FF2000 Epsom	32.812	27:24.349	122.65	2:52.495	146.15	5
14	59	Martyn Donn	Supernova SV73 Salford Priors	36.576	27:28.113	122.37	2:53.895	144.97	6
15	227	Jonny Dimsdale	Van Diemen RF78 FF2000 Harrogate	41.979	27:33.516	121.97	2:52.405	146.23	5
16	55	Dietrich Helbing	Sparton SF79 FF2000 Roetgen	48.220	27:39.757	121.51	2:54.945	144.10	5
17	58	Marc Winsemius	Lola T580 FF2000 Voorburg	55.115	27:46.652	121.01	2:53.318	145.45	5
18	46	John Bowles	Royale RP9 SV Sevenoaks	1:05.153	27:56.690	120.28	2:57.915	141.70	8
19	52	Gerard van Dam	Sparton SF78 FF2000 Klundert	1:22.513	28:14.050	119.05	2:58.998	140.84	6
20	56	Ferry Plugge	Delta T79 FF2000 Den Haag	2:13.633	29:05.170	115.56	3:09.990	132.69	8
21	251	Stuart Olley	Delta T79 FF2000 Ashtead	-- 7 laps --	27:19.835	107.61	3:03.973	137.03	1
NICHT GEWERTET Klassifikations Limit (75% von 8 Rnd.) = 6 Rnd.									
DNC	47	Jon Randall	Lola SV Brentwood	-- 5 laps --	19:12.272	109.39	3:00.979	139.30	5
DNC	244	John de Ritter	Delta T79 FF2000 Willborne	-- 2 laps --	7:30.264	111.98	3:07.242	134.64	1

Schnellste Runde : 2:41.384 in Runde 5 durch nr. 63 : Hugo Willmars (March 732 F2)

Aushangzeit

Zeitnahme durch : SDO SportTiming

Ergebnisse und Rundenzeiten : www.raceresults.nu

Rennleiter		Zeitmessung	
Hans Schnock	Ausdruckzeit : 16:46:13	Bernd Jung SDO-SportTiming	
Seite 2 von 3	Die Ergebnisse sind vorläufig, vorbehaltlich der technischen Nachuntersuchung		

28. - 01. Jun 2009
SPA 7.003 Km

HMR - Race 2

DNC 224	Steve Gardiner	Reynard SF80 FF2000 Harborough	-- 1 laps --	3:25.561	122.64	3:22.381	124.57	1
---------	----------------	-----------------------------------	--------------	----------	--------	----------	--------	---

Klasse = D

Pl.	Nr.	Name / Bewerber	Fahrzeug	Diff.	Gesamtzeit		Schnellste		In
					h m sek	Km/h	h m sek	Km/h	
1	72	Mats Andersson	Ralt RT3 F3 Kungsör	-- 8 laps --	26:31.078	126.76	2:42.631	155.01	2
2	156	Herman Unold	Lotus F2 Neuhofen	1.536	26:32.614	126.63	2:43.270	154.41	8
3	78	Frank Grooz	March SV79 Stolberg	2.635	26:33.713	126.55	2:41.671	155.93	5
4	104	Bruno Huber Jo Zeller Racing	Argo JM1 F3 Hünikon	6.298	26:37.376	126.26	2:43.999	153.72	5
5	67	Keith Norris	Chevron B49 F.Atlantic Grantham	6.670	26:37.748	126.23	2:44.213	153.52	5
6	288	Harald Schmeyer	March 82SC Frankfurt	21.765	26:52.843	125.05	2:48.296	149.80	5
7	74	Ralph Ledamun	Ralt RT1 F.Atlantic Castillonnes	37.038	27:08.116	123.87	2:50.419	147.93	8
8	88	Rolf Johansson	GRD F. Atlantic Saltsjö Boo	48.862	27:19.940	122.98	2:51.948	146.61	5
9	131	Axel Pilz	Cooper F1 Berlin	1:24.727	27:55.805	120.35	2:54.256	144.67	6
10	284	Hilmar Schradrack Adra GmbH	Tiga SC80 Düsseldorf	1:51.159	28:22.237	118.48	3:01.127	139.18	8
11	137	Jürgen Braun	Lenham F3 Blieskastel	3:15.021	29:46.099	112.92	3:19.538	126.34	8
12	133	Klaus Bergs	Brabham BT28 F3 Korschenbroich	3:16.113	29:47.191	112.85	3:19.961	126.07	8
13	63	Hugo Willmars Dürener Motorsport Club e.V.	March 732 F2 Aken	-- 6 laps --	21:00.197	120.03	2:41.384	156.21	5
14	138	Peter Prause	Ensign LN F3 Arnsberg	2:09.043	23:09.240	108.88	2:53.083	145.65	5

NICHT GEWERTET Klassifikations Limit (75% von 8 Rnd.) = 6 Rnd.

DNC 132	Lothar Peters	Merlyn MK9 F3 Oberhausen						0
---------	---------------	-----------------------------	--	--	--	--	--	---


138 90 sec Zeitsrafe

Schnellste Runde : 2:41.384 in Runde 5 duch nr. 63 : Hugo Willmars (March 732 F2)

Aushangzeit

Zeitnahme durch : SDO SportTiming

Ergebnisse und Rundenzeiten : www.raceresults.nu


Rennleiter		Zeitmessung	
Hans Schnock	Ausdruckzeit : 16:46:13	Bernd Jung SDO-SportTiming	
Seite 3 von 3	Die Ergebnisse sind vorläufig, vorbehaltlich der technischen Nachuntersuchung		

SPA Race Festival

Startaufstellung HMR - Race 2

Startzeit 16:00

Pl.	St.Nr.	Name	Schnellste	Pl.	St.Nr.	Name	Schnellste
73	193	Roland Fischer	Row 37				
71	117	Falk Künster	Row 36	72	158	Rudi Fernandes	
69	112	Jürgen Meyer	Row 35	70	114	Roland Wiltschegg	
67	64	Dick van Amsterdam	Row 34	68	99	Bob Sellix	
65	1	Peter Hug	Row 33	66	27	Eef de Jong	
63	12	Erle Minhinnick	Row 32	64	133	Klaus Bergs	
61	25	Jean-Marie Schilling	Row 31	62	131	Axel Pilz	
59	227	Jonny Dimsdale	Row 30	60	28	Jan Steenhardt	
57	47	Jon Randall	Row 29	58	157	Markus Hahne	
55	19	Juke Puurunen	Row 28	56	260	Nigel Grant	
53	4	Frans Parfant	Row 27	54	54	Peter Richards	
51	6	Alf Andersson	Row 26	52	52	Gerard van Dam	
49	26	Bert de Winter	Row 25	50	137	Jürgen Braun	
47	35	Ulrich Kuhn	Row 24	48	37	Johan Baeten	
45	155	Ulrich Schloz	Row 23	46	56	Ferry Plugge	
43	36	Povl Barfod	Row 22	44	284	Hilmar Schradrack	
41	138	Peter Prause	Row 21	42	32	Pertti Kiiveri	
39	153	Thilo Figaj	Row 20	40	251	Stuart Olley	
37	244	John de Ritter	Row 19	38	31	Lars Klintberg	
35	58	Marc Winsemius	Row 18	36	129	Hagan Jamsey	

Zeitnahme durch : SDO SportTiming		Ergebnisse und Rundenzeiten : www.raceresults.nu		Aushangzeit
Rennleiter	Hans Schnock	Ausdruckzeit : 12:08:31	Zeitmessung	
			Bernd Jung SDO-SportTiming	
Seite 1 von 2	Die Ergebnisse sind vorläufig, vorbehaltlich der technischen Nachuntersuchung			

SPA Race Festival


Startaufstellung HMR - Race 2

Startzeit 16:00

Pl.	St.Nr.	Name	Schnellste	Pl.	St.Nr.	Name	Schnellste
			Row 17				
33	46	John Bowles		34	30	John Stapleton	
31	162	Dirk Hochholt	Row 16	32	29	Peter Sikström	
29	55	Dietrich Helbing	Row 15	30	211	Stuart Boyer	
27	59	Martyn Donn	Row 14	28	164	Thomas Grassinger	
25	38	Esper van Heesewijk	Row 13	26	132	Lothar Peters	
23	78	Frank Grooz	Row 12	24	135	Peter Ma Gill	
21	22	Roel Mulder	Row 11	22	88	Rolf Johansson	
19	43	Jan Langdon	Row 10	20	128	James Hagan	
17	124	Stefan Krämer	Row 9	18	272	John Taylor	
15	271	Derek Watling	Row 8	16	40	Carly Meskes	
13	74	Ralph Ledamun	Row 7	14	270	John Wilson	
11	275	Colin Wright	Row 6	12	48	Hans Meskes	
9	42	Kees v.d. Wouden Jr.	Row 5	10	288	Harald Schmeier	
7	225	Antony Raine	Row 4	8	224	Steve Gardiner	
5	67	Keith Norris	Row 3	6	113	Günther Becker	
3	63	Hugo Willmars	Row 2	4	104	Bruno Huber	
1	156	Herman Unold	Row 1	2	72	Mats Andersson	

Pole Rechts

----- STARTLINIE -----

Zeitnahme durch : SDO SportTiming		Ergebnisse und Rundenzeiten : www.raceresults.nu		Aushangzeit
Rennleiter		Zeitmessung		
Hans Schnock	Ausdruckzeit : 12:08:31	Bernd Jung SDO-SportTiming		
Seite 2 von 2	Die Ergebnisse sind vorläufig, vorbehaltlich der technischen Nachuntersuchung			

28. - 01. Jun 2009
SPA 7.003 Km

HMR - Race 2

GESTARTET: 60 GEWERTET: 56 NICHT GEWERTET: 4


Pl.	Nr.	Kls	PKI	Name / Bewerber	Fahrzeug	Diff.	Gesamtzeit		Schnellste		In
							h m sek	Km/h	h m sek	Km/h	
1	72	D	1	Mats Andersson	Ralt RT3 F3 Kungsör	-- 8 laps --	26:31.078	126.76	2:42.631	155.01	2
2	156	D	2	Herman Unold	Lotus F2 Neuhofen	1.536	26:32.614	126.63	2:43.270	154.41	8
3	78	D	3	Frank Grooz	March SV79 Stolberg	2.635	26:33.713	126.55	2:41.671	155.93	5
4	104	D	4	Bruno Huber Jo Zeller Racing	Argo JM1 F3 Hünikon	6.298	26:37.376	126.26	2:43.999	153.72	5
5	67	D	5	Keith Norris	Chevron B49 F.Atlantic Grantham	6.670	26:37.748	126.23	2:44.213	153.52	5
6	113	C	1	Günther Becker	Reynard SF86 FF2000 Neustadt	20.459	26:51.537	125.15	2:47.082	150.88	2
7	288	D	6	Harald Schmeyer	March 82SC Frankfurt	21.765	26:52.843	125.05	2:48.296	149.80	5
8	225	C	2	Antony Raine	Merlyn MK28 FF2000 Dorset	22.637	26:53.715	124.98	2:48.370	149.73	5
9	275	C	3	Colin Wright	Reynard SF79 FF2000 Halesworth	23.108	26:54.186	124.94	2:47.980	150.08	5
10	42	C	4	Kees v.d. Wouden Jr.	Royale RP30 FF2000 Vught	26.241	26:57.319	124.70	2:48.940	149.22	6
11	48	C	5	Hans Meskes	Van Diemen RF78 FF2000 Voorburg	26.617	26:57.695	124.67	2:49.105	149.08	5
12	271	C	6	Derek Watling	Reynard SF79 FF2000 Milton Keynes	30.337	27:01.415	124.38	2:49.416	148.81	6
13	270	C	7	John Wilson	Royale RP26 FF2000 Coleshill	35.947	27:07.025	123.96	2:50.246	148.08	5
14	74	D	7	Ralph Ledamun	Ralt RT1 F.Atlantic Castillonnes	37.038	27:08.116	123.87	2:50.419	147.93	8
15	43	C	8	Jan Langdon	Reynard SF78 FF2000 Bracknell	41.443	27:12.521	123.54	2:50.960	147.46	5
16	88	D	8	Rolf Johansson	GRD F. Atlantic Saltsjö Boo	48.862	27:19.940	122.98	2:51.948	146.61	5
17	54	C	9	Peter Richards	Delta T79 FF2000 Wootton	50.594	27:21.672	122.85	2:50.881	147.53	7
18	260	C	10	Nigel Grant	Delta T78 FF2000 Bolton	50.611	27:21.689	122.85	2:49.705	148.55	6
19	40	C	11	Carly Meskes	Dastle MK12 FF2000 Voorburg	50.668	27:21.746	122.84	2:51.588	146.92	5
20	211	C	12	Stuart Boyer	Reynard SF77 FF2000 Hook	51.181	27:22.259	122.81	2:52.776	145.91	5

Schnellste Runde : 2:41.384 in Runde 5 durch nr. 63 : Hugo Willmars (March 732 F2)

Aushangzeit

Zeitnahme durch : SDO SportTiming

Ergebnisse und Rundenzeiten : www.raceresults.nu

Rennleiter		Zeitmessung	
Hans Schnock	Druckzeit : 16:45:27	Bernd Jung SDO-SportTiming	
Seite 1 von 3	Die Ergebnisse sind vorläufig, vorbehaltlich der technischen Nachuntersuchung		

HMR - Race 2

GESTARTET: 60 GEWERTED: 56 NICHT GEWERTET: 4


Pl.	Nr.	Kls	PKI	Name / Bewerber	Fahrzeug	Diff.	Gesamtzeit		Schnellste		In
							h m sek	Km/h	h m sek	Km/h	
21	124	B	1	Stefan Krämer	Van Diemen VD79 FF1600 Frankfurt	53.067	27:24.145	122.66	2:53.648	145.18	5
22	272	C	13	John Taylor	Royale RP27 FF2000 Epsom	53.271	27:24.349	122.65	2:52.495	146.15	5
23	59	C	14	Martyn Donn	Supernova SV73 Salford Priors	57.035	27:28.113	122.37	2:53.895	144.97	6
24	227	C	15	Jonny Dimsdale	Van Diemen RF78 FF2000 Harrogate	1:02.438	27:33.516	121.97	2:52.405	146.23	5
25	22	B	2	Roel Mulder	PRS RH02 FF1600 Hilversum	1:08.363	27:39.441	121.53	2:55.026	144.04	5
26	55	C	16	Dietrich Helbing	Sparton SF79 FF2000 Roetgen	1:08.679	27:39.757	121.51	2:54.945	144.10	5
27	157	B	3	Markus Hahne	Van Diemen RF84 FF1600 Hattingen	1:10.664	27:41.742	121.37	2:52.718	145.96	6
28	164	B	4	Thomas Grassinger	Lola T640E FF1600 München	1:11.788	27:42.866	121.28	2:56.270	143.02	7
29	38	B	5	Esper van Heesewijk	Crosslé 32F FF1600 Helvoirt	1:12.142	27:43.220	121.26	2:55.187	143.90	5
30	58	C	17	Marc Winsemius	Lola T580 FF2000 Voorburg	1:15.574	27:46.652	121.01	2:53.318	145.45	5
31	131	D	9	Axel Pilz	Cooper F1 Berlin	1:24.727	27:55.805	120.35	2:54.256	144.67	6
32	46	C	18	John Bowles	Royale RP9 SV Sevenoaks	1:25.612	27:56.690	120.28	2:57.915	141.70	8
33	29	B	6	Peter Sikström	Van Diemen FF1600 Fristad	1:26.145	27:57.223	120.25	2:58.339	141.36	6
34	30	B	7	John Stapleton	Hawke F. Vee 2 carb. Crayford	1:38.379	28:09.457	119.37	3:01.540	138.87	6
35	162	B	8	Dirk Hochholt	Lola T644 FF1600 Köln	1:39.169	28:10.247	119.32	3:01.181	139.14	5
36	52	C	19	Gerard van Dam	Sparton SF78 FF2000 Klundert	1:42.972	28:14.050	119.05	2:58.998	140.84	6
37	155	B	9	Ulrich Schloz	Merlyn MK20 FF1600 Wachwill	1:43.545	28:14.623	119.01	2:59.360	140.55	8
38	153	B	10	Thilo Figaj	Elden MK10 FF1600 Lorsch	1:44.617	28:15.695	118.94	2:59.465	140.47	8
39	31	B	11	Lars Klintberg	Van Diemen RF77 FF1600 Stockholm	1:45.263	28:16.341	118.89	3:01.062	139.23	8
40	284	D	10	Hilmar Schradrack Adra GmbH	Tiga SC80 Düsseldorf	1:51.159	28:22.237	118.48	3:01.127	139.18	8

Schnellste Runde : 2:41.384 in Runde 5 durch nr. 63 : Hugo Willmars (March 732 F2)

Aushangzeit

Zeitnahme durch : SDO SportTiming

Ergebnisse und Rundenzeiten : www.raceresults.nu

Rennleiter		Zeitmessung	
Hans Schnock	Druckzeit : 16:45:27	Bernd Jung SDO-SportTiming	
Seite 2 von 3	Die Ergebnisse sind vorläufig, vorbehaltlich der technischen Nachuntersuchung		

HMR - Race 2

GESTARTET: 60 GEWERTED: 56 NICHT GEWERTET: 4

Pl.	Nr.	Kls	PKI	Name / Bewerber	Fahrzeug	Diff.	Gesamtzeit		Schnellste		In
							h m sek	Km/h	h m sek	Km/h	
41	32	B	12	Pertti Kiiveri	Kvantti MK1 FF1600 Espoo	2:17.271	28:48.349	116.69	3:05.469	135.92	8
42	56	C	20	Ferry Plugge	Delta T79 FF2000 Den Haag	2:34.092	29:05.170	115.56	3:09.990	132.69	8
43	26	B	13	Bert de Winter	Van Diemen RF76 FF1600 Vlissingen	2:50.650	29:21.728	114.48	3:14.389	129.69	5
44	37	B	14	Johan Baeten	Royale RP24 FF1600 Zonhoven	2:53.269	29:24.347	114.31	3:13.378	130.37	8
45	137	D	11	Jürgen Braun	Lenham F3 Blieskastel	3:15.021	29:46.099	112.92	3:19.538	126.34	8
46	133	D	12	Klaus Bergs	Brabham BT28 F3 Korschenbroich	3:16.113	29:47.191	112.85	3:19.961	126.07	8
47	128	B	15	James Hagan		-- 7 laps --	24:29.579	120.08	2:53.026	145.70	5
48	129	B	16	Hagan Jamsey	Crossle 32 Ballydare	17.242	24:46.821	118.69	2:57.396	142.11	6
49	6	A	1	Alf Andersson	RPB F. Vee 1 carb. Kungsör	2:13.794	26:43.373	110.06	3:23.967	123.60	6
50	12	A	2	Erle Minhinnick	Apal F. Vee 1 carb. Reading	2:17.814	26:47.393	109.78	3:25.876	122.45	5
51	19	A	3	Juke Puurunen	Veemax MK IVB. F. Vee Vantaa	2:21.260	26:50.839	109.55	3:26.115	122.31	5
52	251	C	21	Stuart Olley	Delta T79 FF2000 Ashtead	2:50.256	27:19.835	107.61	3:03.973	137.03	1
53	4	A	4	Frans Parfant	Apal F. Vee 1 carb. Heerlen	2:54.439	27:24.018	107.34	3:35.806	116.82	5
54	63	D	13	Hugo Willmars Dürener Motorsport Club e.V.	March 732 F2 Aken	-- 6 laps --	21:00.197	120.03	2:41.384	156.21	5
55	135	B	17	Peter Ma Gill		39.378	21:39.575	116.39	2:56.076	143.18	5
56	138	D	14	Peter Prause	Ensign LN F3 Arnsberg	2:09.043	23:09.240	108.88	2:53.083	145.65	5
NICHT GEWERTET in Klasse C Klassifikations Limit (75% von 8 Rnd.) = 6 Rnd.											
DNC	47	C	22	Jon Randall	Lola SV Brentwood	-- 5 laps --	19:12.272	109.39	3:00.979	139.30	5
DNC	244	C	23	John de Ritter	Delta T79 FF2000 Willborne	-- 2 laps --	7:30.264	111.98	3:07.242	134.64	1
DNC	224	C	24	Steve Gardiner	Reynard SF80 FF2000 Harborough	-- 1 laps --	3:25.561	122.64	3:22.381	124.57	1
NICHT GEWERTET in Klasse D Klassifikations Limit (75% von 8 Rnd.) = 6 Rnd.											
DNC	132	D	15	Lothar Peters	Merlyn MK9 F3 Oberhausen						0


138 90 sec Zeitsrafe

Schnellste Runde : 2:41.384 in Runde 5 durch nr. 63 : Hugo Willmars (March 732 F2)

Aushangzeit

Zeitnahme durch : SDO SportTiming

Ergebnisse und Rundenzeiten : www.raceresults.nu

Rennleiter		Zeitmessung	
Hans Schnock	Ausdruckzeit : 16:45:27	Bernd Jung SDO-SportTiming	
Seite 3 von 3	Die Ergebnisse sind vorläufig, vorbehaltlich der technischen Nachuntersuchung		