

# Spa Race Festival 2012

## HRA - Race 2

20 - 22 July 2012

Spa - 7003 mtr.

Pos	Nbr	Name / Entrant	Car	Cls	PIC	Gap	Total time	Fastest	In	Avg. Speed
1	117	Simon jackson	Chevron B43	G02	1	-- 9 laps --	24:46.705	2:39.256	7	152.61
2	130	Pascal Gonin	March 783	G02	2	21.457	25:08.162	2:41.336	6	150.44
3	104	Bruno Huber	Argo JM1	G02	3	27.330	25:14.035	2:42.297	6	149.86
4	289	Harald Schmeyer Biehl Racing	Lola	G07	1	1:05.623	25:52.328	2:45.520	6	146.16
5	106	Peter Hug Biehl Racing	Ralt RT1	G02	4	1:09.783	25:56.488	2:45.747	8	145.77
6	131	Axel Pilz Dream Team	Braham BT21	G01	1	1:32.658	26:19.363	2:46.588	9	143.66
7	140	Wilfried Steck	Reynard	G03	1	1:33.236	26:19.941	2:46.572	9	143.61
8	127	Walter Rapp	Swift	G03	2	1:46.176	26:32.881	2:51.368	6	142.44
9	164	Thomas Grassinger	Lola T640	G05	1	1:47.002	26:33.707	2:51.216	6	142.37
10	152	Stefan Kremer	Van Diemen RF82	G05	2	1:52.627	26:39.332	2:50.735	9	141.86
11	299	Meyer Jürgen	Tiga	G07	2	-- 8 laps --	24:19.221	2:54.612	4	138.21
12	116	Burkhard Metzger	Dulon MP18	G03	3	0.217	24:19.438	2:53.252	7	138.19
13	121	Peter Schmitz	Reynard	G05	3	10.760	24:29.981	2:56.387	3	137.20
14	155	Ulli Schloz	Merlyn MK20	G05	4	11.538	24:30.759	2:56.248	5	137.13
15	124	Rudolf Behn	Reynard	G05	5	14.511	24:33.732	2:56.307	8	136.85
16	136	Povl Barfod Biehl Racing	GRD F3	G04	1	29.070	24:48.291	2:56.873	4	135.51
17	282	Friedhelm Stolzer SLR Motorsport	Swift DB2	G07	3	53.524	25:12.745	3:01.793	7	133.32
18	287	Claus Stockburger SLR Motorsport	Lola T492	G07	4	1:03.957	25:23.178	2:59.264	7	132.41
19	137	Jürgen Braun Biehl Racing	Lenham	G04	2	1:03.961	25:23.182	3:02.360	7	132.41
20	134	Bernhard Hübel	Schiesser SF84	G03	4	1:18.857	25:38.078	3:02.360	6	131.12
21	133	Günter Becker	Reynard SF86	G03	5	-- 7 laps --	20:39.299	2:45.500	5	142.39
22	139	Jung Dieter Biehl Racing	GRD F3	G04	3	3:58.261	24:37.560	3:17.810	6	119.43
NOT CLASSIFIED IN CLASS G03 Classification Limit (75% of 9 laps) = 6 laps										
DNC	113	Hans Krahm	Delta	G03	6	0 laps			0	

The classification distance (75% of 9 laps = 6 laps) was achieved  
 The classification distance (75% of 9 laps = 6 laps) was achieved  
 The classification distance (75% of 8 laps = 6 laps) was achieved  
 The classification distance (75% of 9 laps = 6 laps) was achieved  
 The classification distance (75% of 9 laps = 6 laps) was achieved

All participants are classified in class : GO1  
 All participants are classified in class : GO2  
 All participants are classified in class : GO4  
 All participants are classified in class : GO5  
 All participants are classified in class : GO7




Fastest time : 2:39.256 in lap 7 by nbr. 117 : Simon jackson (Chevron B43)

Timekeeping by : RSTime by TimeService.nl

Publication-time

Results and Laptimes : www.raceresults.nu

Time Printed : 09:37:13

Clerk of the Course  Hans Schnock	Steward	Timekeeper  Harald Roelse	
Page 1 of 1	Results remain provisional pending technical examination and decisions from the stewards of the meeting		